FINOVA CAPITAL PRIVATE LIMITED

Annual Report 2025-26

CORPORATE INFORMATION

BOARD OF DIRECTORS

Mr. Mohit Sahney
Managing Director and CEO
DIN: 07280918

Mrs. Sunita Sahney
Executive Director
DIN: 02395354

Mr. Arjun Dan Ratnoo
Independent Director
DIN: 00802613

Mr. Sathyan David
Independent Director
DIN: 08386521

Mr. Aditya Deepak Parekh
Nominee Director
DIN: 02848538

Mr. Ishaan Mittal
Nominee Director
DIN: 07948671

Mr. Ravi Shankar Venkataraman Ganapathy Agraharam
Nominee Director
DIN: 02604007

COMMITTEE(S) OF BOARD OF DIRECTORS

Audit Committee
Mr. Arjun Dan Ratnoo (c)
Mr. Sathyan David
Mr. Ishaan Mittal

Nomination and Remuneration Committee
Mr. Arjun Dan Ratnoo (c)
Mr. Sathyan David
Mr. Aditya Deepak Parekh

Risk Management Committee
Mr. Arjun Dan Ratnoo (c)
Mr. Mohit Sahney
Mr. Ravi Sharma
Mr. Rakesh Kumar Tailor

Asset Liability Management Committee
Mr. Mohit Sahney (c)
Mr. Ravi Sharma
Mr. Rahul Sahney

IT Strategy Committee
Mr. Arjun Dan Ratnoo (c)
Mr. Mohit Sahney
Mrs. Sunita Sahney

Executive Committee
Mr. Ravi Sharma (c)
Mr. Mohit Sahney
Mrs. Sunita Sahney

Corporate Social Responsibility Committee
Mr. Mohit Sahney (c)
Mr. Arjun Dan Ratnoo
Mrs. Sunita Sahney

Consumer Protection Committee
Mrs. Sunita Sahney (c)
Mr. Arpit Gupta
Mrs. Pooja Godara
Mr. Vipul Tambi

Identification Committee
Mr. Mayank Markanday (c)
Mr. Rahul Sahney
Mr. Ravi Sharma

Review Committee
Mr. Mohit Sahney (c)
Mr. Arjun Dan Ratnoo
Mr. Ishaan Mittal

Committee of Executives for Monitoring and Follow-Up of Cases of Frauds
Mrs. Sunita Sahney (c)
Mr. Rakesh Kumar Tailor
Mr. Jaidev Singh

KEY MANAGERIAL PERSONNEL

Mr. Ravi Sharma
Chief Financial Officer

Mr. Jaikishan Premani
Company Secretary and Compliance Officer

INVESTORS

- **Peak XV Partners**
- **Faering Capital**
- **Norwest Venture Partners**
- **Maj Invest**
- **Sofina Ventures**
- **Avataar Ventures**
- **Madison India Capital**

AUDITORS

Statutory Auditors
M/s T.R. Chadha & Co. LLP
Chartered Accountants
B-30 Connaught Palace, Kuthiala Building, New Delhi - 110001

Internal Auditors
M/s Shah Patni & Co.
Chartered Accountants
First Floor, B- 50, Sahakar Marg Lal Kothi Scheme, Jaipur-302015 (Rajasthan)

Secretarial Auditors
M/s V. M. & Associates
Company Secretaries
403, Royal World, S.C. Road Jaipur - 302001 (Rajasthan)

REGISTRAR & SHARE TRANSFER AGENT

MUFG Intime India Private Limited (formerly known as Link Intime India Private Limited)
Registered office: C-101, 1st Floor, 247 Park, Lal Bahadur Shastri Marg, Vikhroli (West), Mumbai City, Mumbai, Maharashtra, India, 400083
Contact: +91 22 4918 6000
Website: https://in.mpms.mufg.com/ I E-mail: cosec@in.mpms.mufg.com

CONTACT DETAILS

Registered Office
702, Seventh Floor, Unique Aspire, Plot No. 13-14 Cosmo Colony, Amrapali Marg, Vaishali Nagar Jaipur - 302021 (Rajasthan)
Contact: +91 141 4118202
Website: www.finova.in I E-mail: info@finova.in

Corporate Office
Fourth Floor, Unique Aspire, Plot No. 13-14, Cosmo Colony, Amrapali Marg, Vaishali Nagar, Jaipur - 302021 (Rajasthan)
Contact: +91 141 4118201
Website: www.finova.in I E-mail: info@finova.in

NOTICE

Notice is hereby given that the 11th Annual General Meeting ("AGM"/ "Meeting") of the Members of **Finova Capital Private Limited** will be held on **Tuesday, July 28, 2026** at **11:00 A.M. (IST)** at the Registered Office of the Company situated at 702, Seventh Floor, Unique Aspire, Plot No. 13-14, Cosmo Colony, Amrapali Marg, Vaishali Nagar, Jaipur - 302021 (Rajasthan) to transact the following business:

Ordinary Business:

Item No. 1: To adopt the Audited Financial Statements of the Company for the Financial Year ended on March 31, 2026 together with the reports of the Board of Directors and Auditors thereon.

Special Business:

Item No. 2: To approve the appointment of Mr. Cchatardeep Dua (DIN: 11730323) as a Non-Executive Nominee Director of the Company.

To consider and if thought fit, to pass with or without modification(s), the following resolution as an Ordinary Resolution:

"RESOLVED THAT pursuant to the provisions of Section 149, 152 and 161 of the Companies Act, 2013 read with the Companies (Appointment and Qualification of Directors) Rules, 2014, the Reserve Bank of India (Non-Banking Financial Companies - Governance) Directions, 2025 (including any statutory modification(s) or re-enactment(s) thereof for the time being in force), enabling provisions of Articles of Association of the Company, Mr. Cchatardeep Dua (DIN: 11730323), who was appointed as an Additional Director by the Board of Directors with effect from June 28, 2026 based on the recommendation of the Nomination and Remuneration Committee of the Company and whose term of office expires at this Annual General Meeting, be and is hereby appointed as a Non-Executive Nominee Director of the Company, representing Peak XV Partners Investments V and Peak XV Partners Growth Investments III.

RESOLVED FURTHER THAT the Board of Directors of the Company be and is hereby authorized, on behalf of the Company to do all such acts, deeds, matters and things as it may in its absolute discretion deem necessary, desirable or expedient for giving effect to the aforesaid resolution and to give such directions/ instructions as may be necessary to settle any question, difficulty or doubt that may arise in this regard."

Date: July 03, 2026
Place: Jaipur

By Order of the Board of Directors
For Finova Capital Private Limited

Sd/-
Jaikishan Premani
Company Secretary and Compliance Officer
M. No.: A42043

Registered Office: 702, Seventh Floor, Unique Aspire
Plot No. 13-14 Cosmo Colony, Amrapali Marg
Vaishali Nagar, Jaipur-302021 (Rajasthan)
CIN: U65993RJ2015PTC048340
Website: www.finova.in
Email: info@finova.in

Notes:

1. The Explanatory Statement pursuant to the provisions of Section 102 of the Companies Act, 2013, as amended, read with the rules made thereunder, the Secretarial Standard on General Meetings ("SS-2") issued by the Institute of Company Secretaries of India, setting out material facts relating to the Special Business to be transacted at the Annual General Meeting is annexed hereto.

2. **A MEMBER ENTITLED TO ATTEND AND VOTE AT THE ANNUAL GENERAL MEETING ("AGM" / "MEETING") IS ENTITLED TO APPOINT ONE OR MORE PROXIES TO ATTEND AND VOTE ON A POLL INSTEAD OF HIMSELF/HERSELF AND THE PROXY NEED NOT BE A MEMBER OF THE COMPANY. A PERSON CAN ACT AS A PROXY ON BEHALF OF MEMBERS NOT EXCEEDING FIFTY AND HOLDING IN THE AGGREGATE NOT MORE THAN TEN PERCENT OF THE TOTAL SHARE CAPITAL OF THE COMPANY CARRYING VOTING RIGHTS. A MEMBER HOLDING MORE THAN TEN PERCENT OF THE TOTAL SHARE CAPITAL OF THE COMPANY CARRYING VOTING RIGHTS MAY APPOINT A SINGLE PERSON AS PROXY AND SUCH PERSON SHALL NOT ACT AS A PROXY FOR ANY OTHER PERSON OR SHAREHOLDER. IF A PROXY IS APPOINTED FOR MORE THAN FIFTY MEMBERS, THE PROXY SHALL CHOOSE ANY FIFTY MEMBERS AND CONFIRM THE SAME TO THE COMPANY NOT LATER THAN 48 HOURS BEFORE THE COMMENCEMENT OF THE MEETING. IN CASE, THE PROXY FAILS TO DO SO, ONLY THE FIRST FIFTY PROXIES RECEIVED BY THE COMPANY SHALL BE CONSIDERED AS VALID.**

3. The instrument appointing the proxy(ies) in order to be effective, should be duly stamped, filled, signed and must be deposited at the registered office of the Company not later than 48 (Forty-eight) hours before the commencement of the meeting (Proxy Form is annexed hereto).

4. During the period beginning 24 (Twenty-four) hours before the time fixed for the commencement of the meeting and until the conclusion of the meeting, a member would be entitled to inspect the proxies lodged, during the business hours of the Company, provided that not less than 3 (Three) days of notice in writing is given to the Company.

5. Pursuant to the provisions of Section 113 of the Companies Act, 2013, Corporate Members/ Institutional Members intending to authorize their representatives to participate and vote at the meeting are requested to send to the Company, a certified true copy of the relevant Board Resolution/ Governing Body Resolution/ Authorization letter authorizing their representative(s) to attend and vote on their behalf at the meeting.

6. Members/ Proxies/ Authorized Representatives attending the meeting are requested to bring the attendance slip, annexed hereto, duly completed and signed.

7. The Notice of 11th AGM along with the Annual Report for the Financial Year 2025-26 are being sent through electronic mode to those Members and to all other persons so entitled whose e-mail IDs have been made available to the Company or their respective Depository Participants (DPs) unless the member has specifically requested for a hard copy of the Annual Report. Members may note that the Annual Report for the Financial Year 2025-26 and the Notice of 11th AGM will also be available on the Company's website at www.finova.in.

8. We urge the Members to support our commitment to environmental protection by choosing to receive the Company's communication through e-mail. Members who have not registered their e-mail addresses are requested to register their e-mail IDs with their respective DP.

9. A copy of Audited Financial Statements of the Company for the Financial Year ended on March 31, 2026 together with the reports of the Board of Directors and Auditors thereon is enclosed hereto.

10. Members are encouraged to express their views / send their queries in advance with regard to the Financial Statements or any other matter being placed at the 11th AGM from their registered email address, mentioning their name, DP Id and Client Id and mobile number to cs@finova.in to enable the management to keep information ready at the meeting. Queries received by the Company on the aforementioned Email ID by **Monday, July 27, 2026, 05:00 P.M.** will be considered and responded.

11. Pursuant to the provisions of Section 72 of the Companies Act, 2013 read with Rule 19(1) of the Companies (Share Capital and Debentures) Rules, 2014, the facility for making nomination is available for the Members in respect of the shares held by them. Members desiring to avail this facility may contact their respective DPs for recording their Nomination.

12. The Register of Directors and Key Managerial Personnel and their shareholding maintained under Section 170 of the Companies Act, 2013 and the Register of Contracts or arrangements in which Directors are interested, maintained under Section 189 of the Companies Act, 2013 will be available for inspection by the Members at the AGM.

13. All documents referred to in the accompanying Notice will also be available for inspection without any fee by the Members at the Registered Office of the Company between 11:00 A.M. and 05:00 P.M. on all working days (except first Saturday of the month, Sundays and Public Holidays) from the date of circulation of this Notice up to the date of the AGM and during the continuance of the AGM.

14. With reference to SS-2, the Route Map to the venue of AGM of the Company is annexed to this Notice.

Date: July 03, 2026
Place: Jaipur

By Order of the Board of Directors
For Finova Capital Private Limited

Sd/-
Jaikishan Premani
Company Secretary and Compliance Officer
M. No.: A42043

Registered Office: 702, Seventh Floor, Unique Aspire
Plot No. 13-14 Cosmo Colony, Amrapali Marg
Vaishali Nagar, Jaipur-302021 (Rajasthan)
CIN: U65993RJ2015PTC048340
Website: www.finova.in
Email: info@finova.in

Route Map to the Venue of the Meeting

Venue of the Meeting: 702, Seventh Floor, Unique Aspire, Plot No. 13-14, Cosmo Colony, Amrapali Marg, Vaishali Nagar, Jaipur -302021 (Rajasthan)

Landmark: Amrapali Circle

Route Map: The mark indicating the venue of the meeting

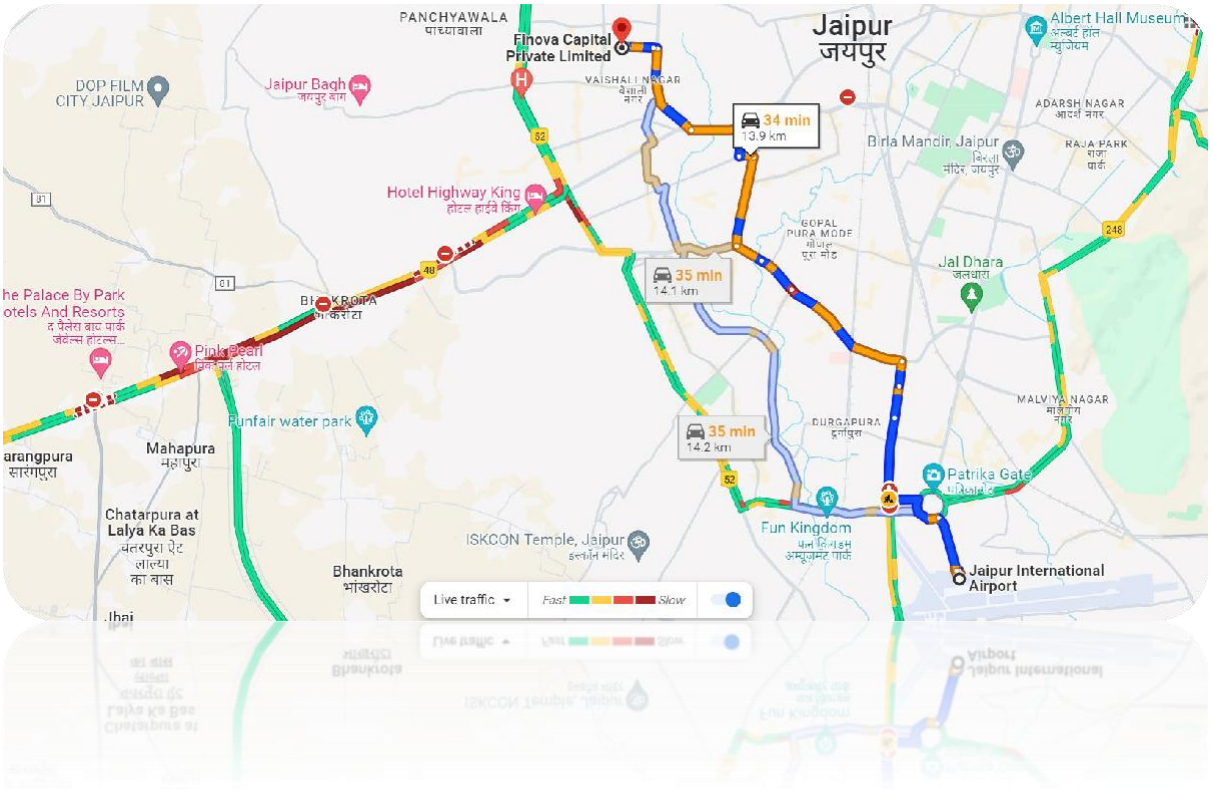

Explanatory Statement pursuant to the provisions of Section 102 of the Companies Act, 2013

The following statement sets out the material facts concerning the special business mentioned in the accompanying Notice to be transacted at the meeting.

Item No. 2:

Pursuant to the Articles of Association of the Company and Shareholders' Agreement dated October 10, 2024 executed amongst the Company, Peak XV Partners Investments V, Peak XV Partners Growth Investments III (collectively, "Peak XV Partners"), Maj Invest Financial Inclusion Fund III K/S, Faering Capital India Evolving Fund II, Faering Capital India Evolving Fund III, Norwest Capital LLC, AVP Fund II, Kiri Holdings, Sofina Ventures SA, Madison India Opportunities V VCC, MIO Strategic V LLC, MICP Trust ("Investors"), Mr. Mohit Sahney, Mrs. Sunita Sahney ("Promoters") and certain other shareholders (as defined thereunder) of the Company, Peak XV Partners holds the right to nominate 2 (Two) Directors to the Board of Directors ("the Board").

In this regard, Peak XV Partners nominated Mr. Cchatardeep Dua to be appointed as a Nominee Director of the Company.

Accordingly, the Board of Directors, vide resolution passed on June 28, 2026, appointed Mr. Cchatardeep Dua as an Additional Director (Non-Executive Category) of the Company and recommended to the Members, the appointment of Mr. Cchatardeep Dua, as a Non-Executive Nominee Director of the Company, representing Peak XV Partners.

In terms of Section 161 of the Companies Act, 2013 ("the Act") an Additional Director shall hold office up to the date of the next Annual General Meeting or the last date on which the Annual General Meeting should have been held, whichever is earlier. In compliance with the aforesaid provisions, approval of the Members is being sought for the appointment of Mr. Cchatardeep Dua, as a Non-Executive Nominee Director on the Board representing Peak XV Partners.

The Brief Profile of Mr. Cchatardeep Dua is outlined hereinbelow:

Mr. Cchatardeep is a Portfolio Finance Leader at Peak XV Partners. He works closely with a diverse portfolio of companies across multiple sectors and geographies, providing strategic advice at the intersection of business operations and financial management.

With a career spanning over 16 years, Mr. Dua brings deep expertise in financial oversight and corporate governance. Prior to joining Peak XV Partners, he was associated with Goldman Sachs as part of the Controllers team in the Global Private Equity AIMS Division, where he managed complex financial reporting and internal controls. He has successfully cleared the Chartered Accountancy examinations conducted by the Institute of Chartered Accountants of India (ICAI). He completed Executive Education in Finance from the Indian Institute of Management (IIM), Calcutta and holds a Bachelor's degree in Commerce from Delhi University.

Mr. Cchatardeep Dua has given his consent to act as a Director of the Company in Form DIR-2, pursuant to Section 152 of the Act. Further, he has submitted a declaration in Form DIR-8 confirming that he is not disqualified from being appointed as a Director in terms of Section 164 of the Act. Additionally, he has submitted the requisite declaration and undertaking in compliance with the Reserve Bank of India (Non-Banking Financial Companies - Governance) Directions ("RBI Governance Directions"), 2025. Further, the Nomination and Remuneration Committee has satisfied itself that Mr. Dua meets the 'fit and proper' requirements as spelt out in the RBI Governance Directions.

The Board is of the view that the association of Mr. Cchatardeep Dua with the Company will be of great benefit, owing to his rich experience and vast knowledge and thereby recommends the resolution set out at item no. 2 of the Notice for the approval by the Members as an **Ordinary Resolution**.

Additional information in respect of Mr. Cchatardeep Dua as per the relevant provisions of the Secretarial Standard on General Meetings are given in the **"Annexure-A"** to this Notice.

Save and except, Mr. Cchatardeep Dua (being the appointee) and Mr. Ravi Shankar Venkataraman Ganapathy Agraharam (being the other Nominee Director representing Peak XV Partners), none of the other Directors, Key Managerial Personnel of the Company and their relatives, are in any way, concerned or interested, financially or otherwise in the resolution as set out at item no. 2 of the Notice.

Date: July 03, 2026
Place: Jaipur

By Order of the Board of Directors
For Finova Capital Private Limited

Sd/-
Jaikishan Premani
Company Secretary and Compliance Officer
M. No.: A42043

Registered Office: 702, Seventh Floor, Unique Aspire
Plot No. 13-14, Cosmo Colony, Amrapali Marg
Vaishali Nagar, Jaipur-302021 (Rajasthan)
CIN: U65993RJ2015PTC048340
Website: www.finova.in
Email: info@finova.in

ANNEXURE-A

Disclosure in terms of Clause 1.2.5 of Secretarial Standard on General Meetings ('SS-2') issued by the Institute of Company Secretaries of India with respect to Director being appointed as set out in the Notice of Annual General Meeting

Particulars	**Details of Mr. Cchatardeep Dua**
Age	40 Years
Qualifications	Mr. Cchatardeep Dua has successfully cleared the Chartered Accountancy examinations conducted by the Institute of Chartered Accountants of India (ICAI). He completed Executive Education in Finance from the Indian Institute of Management (IIM), Calcutta and holds a Bachelor's degree in Commerce from Delhi University.
Experience	More than 16 Years
Terms and conditions of appointment/ re-appointment	Appointment as Non-Executive Nominee Director
Remuneration last drawn	Nil
Remuneration sought to be paid	Nil
Date of first appointment on the Board	June 28, 2026
Shareholding in the Company	Nil
Relationship with other Directors, Manager and other Key Managerial Personnel of the Company	Nil
Number of Meetings of the Board attended during the Year	Nil
Other Directorships, Membership/ Chairpersonship of Committee of other Boards	Nil

FORM NO. MGT–11
PROXY FORM

(Pursuant to Section 105(6) of the Companies Act, 2013 and Rule 19(3) of the Companies (Management and Administration) Rules, 2014)

CIN: U65993RJ2015PTC048340
Name of the Company: Finova Capital Private Limited
Registered Office: 702, Seventh Floor, Unique Aspire, Plot No. 13-14 Cosmo Colony, Amrapali Marg, Vaishali Nagar, Jaipur -302021 (Rajasthan)

Name of the Member (s):	
Registered address:	
E-mail Id:	Client Id:
DP Id:	

I / We, being the member(s) of _____shares of the above-mentioned Company, hereby appoint:

1. Name: _____Address: _____
   E-mail Id: _____Signature: _____, or failing him/her
2. Name: _____Address: _____
   E-mail Id: _____Signature: _____, or failing him/her
3. Name: _____Address: _____
   E-mail Id: _____Signature: _____

as my / our proxy to attend and vote (on a poll) for me / us and on my / our behalf at the 11th AGM of the Company, to be held on **Tuesday, July 28, 2026 at 11:00 A.M. (IST)** at its Registered Office situated at 702, Seventh Floor, Unique Aspire, Plot No. 13-14, Cosmo Colony, Amrapali Marg, Vaishali Nagar, Jaipur- 302021 (Rajasthan) and at any adjournment thereof in respect of such resolutions as are indicated below:

Ordinary Business:

1. To adopt the Audited Financial Statements of the Company for the Financial Year ended on March 31, 2026 together with the reports of the Board of Directors and Auditors thereon

Special Business:

2. To approve the appointment of Mr. Cchatardeep Dua (DIN: 11730323) as a Non-Executive Nominee Director of the Company.

Affix Revenue Stamp here

Signed this _____day of _____, 2026

Signature of Shareholder

Signature of Proxy Holder (s)

Note: This form of proxy in order to be effective should be duly completed and deposited at the Registered Office of the Company, not less than 48 (forty-eight) hours before the commencement of the meeting.

ATTENDANCE SLIP

DP ID	
Client ID	
Number of Shares	

I hereby record my presence at the 11th Annual General Meeting of the Company, held on **Tuesday, July 28, 2026 at 11:00 A.M. (IST)** at its Registered Office situated at 702, Seventh Floor, Unique Aspire, Plot No. 13-14 Cosmo Colony, Amrapali Marg, Vaishali Nagar, Jaipur - 302021 (Rajasthan).

---------- ----------

Name of the member/proxy
(In Block Letters)

Signature of the member/proxy

Note: Please fill up the attendance slip and hand it over at the entrance of the meeting.

BOARD'S REPORT

To,
The Shareholders,
Finova Capital Private Limited

The Board of Directors ("Board") of your Company is pleased to present the 11th (Eleventh) Annual Report on the business operations and state of affairs of your Company together with the Audited Financial Statements for the Financial Year ended on March 31, 2026.

1. FINANCIAL PERFORMANCE OF THE COMPANY

The Financial performance of the Company for the Financial Year ended on March 31, 2026 is summarized below:

Particulars		**(Rs. in lakh)**
	2025-26	**2024-25**
Income:		
Revenue from operations	92,141.95	76,226.85
Other Income	68.72	6.86
Total Income	**92,210.67**	**76,233.71**
Total Expenditure	**69,999.63**	**51,381.10**
Profit / (Loss) before Tax	22,211.04	24,852.61
Less: Tax expenses	**5,680.98**	**6,352.29**
Profit after Tax	**16,530.06**	**18,500.32**
Other Comprehensive Income	36.71	8.78
Total Comprehensive Income for the year	**16,566.77**	**18,509.10**

The Financial Statements of the Company have been prepared in accordance with the Indian Accounting Standards (Ind AS), notified under the Companies (Indian Accounting Standards) Rules, 2015 read with Section 133 and other relevant provisions of the Companies Act, 2013 (the "Act").

2. BRIEF DESCRIPTION AND STATE OF COMPANY'S AFFAIRS

Your Company is registered as a Non-Banking Financial Company ("NBFC") pursuant to Certificate of Registration dated March 02, 2016 issued by the Reserve Bank of India ("RBI") under Section 45IA of the Reserve Bank of India Act, 1934 and is primarily engaged in providing MSME Loans and Home Loans which are backed by immovable property. Pursuant to the Reserve Bank of India (Non-Banking Financial Companies – Registration, Exemptions and Framework for Scale Based Regulation) Directions, 2025 ("RBI Directions"), your Company falls under the category of Middle Layer NBFC ("NBFC-ML").

Your Company provides loans to unorganized, unreached sector and focuses on semi urban and rural areas. These are creditworthy borrowers who may or may not have traditional income documentation like Income Tax returns, salary slips and hence are financially excluded by other large mortgage companies/ institutions. To build a quality loan book, your Company endeavors to adopt superior underwriting practices backed by robust monitoring and recovery mechanism. Your Company is committed towards improving efficiency in all its processes and service levels for its customers.

Your Company's commitment to exceptional customer service, fair business practices and secure financial management has helped in empowering over 1,00,000 borrowers. The majority of your Company's customers have limited access to formal banking credit facilities. The Company has a network of 450+ branches across Rajasthan, Madhya Pradesh, Uttar Pradesh, Haryana, Punjab, Andhra Pradesh, Himachal Pradesh, Telangana, Karnataka, Bihar, Jharkhand, Chhattisgarh, Odisha, Delhi, Uttarakhand, Maharashtra and Tamil Nadu.

During the Financial Year 2025-26, the Company has recorded Total Income of Rs. 92,210.67 lakh as against Rs. 76,233.71 lakh in Financial Year 2024-25. The total income for Financial Year 2025-26 comprised income from financing activities of Rs. 92,141.95 lakh and Other Income of Rs. 68.72 lakh. Further, total expenditure incurred during the Financial Year 2025-26 was Rs. 69,999.63 lakh as against Rs. 51,381.10 lakh in Financial Year 2024-25.

The Company's overall performance during the Financial Year 2025–26 remained steady and resilient, reflecting its ability to navigate challenges in a dynamic business environment. The Company recorded a profit after tax of Rs. 16,530.06 lakh in Financial Year 2025-26 as compared to Rs. 18,500.32 lakh in Financial Year 2024-25. The moderation in profit was driven by challenging macro environment and volatile market conditions in the retail and MSME lending sectors across the industry. The Company consciously prioritized asset quality, prudent provisioning and portfolio resilience over short-term profitability supported by disciplined underwriting and calibrated credit growth.

The Company delivered resilient financial performance, supported by judicious pricing decisions, growth in AUM, quality disbursements, notwithstanding the moderation in profitability arising from challenging market conditions. Further, the Company successfully raised the necessary resources throughout the year to meet its business and operational requirements, leveraging its existing strong relationships with banks and financial institutions while also forming new lender relationships, enabling access to funds at competitive pricing.

Branch Network Expansion

The Company further expanded its geographical presence by reaching out to underserved/unserved semi urban and rural areas and increased its footprint by opening new branches and making it more accessible to its customers. During the Financial year 2025-26, the Company has strengthened its presence across 16 States and 1 Union Territory with a network of more than 450 branches.

Gross Assets Under Management

During the Financial Year 2025-26, your Company recorded steady growth in Gross Assets Under Management. The Gross Assets Under Management as on March 31, 2026 stood at Rs. 3,82,779.22 lakh as against Rs. 3,47,698.60 lakh as on March 31, 2025 with an annual growth of 10%.

Disbursements

During the Financial Year 2025-26, your Company disbursed loans amounting to Rs. 1,16,198.38 lakh as compared to Rs. 1,39,692.81 lakh in the Financial Year 2024-25.

Your Company has not granted any loan against the Collateral of Gold Jewellery.

Capital Adequacy

As on March 31, 2026, the Capital adequacy ratio stood at 43.37% comprising of Tier I Capital Ratio of 43.02% and Tier II Capital Ratio of 0.35%, exceeding the minimum regulatory requirement of 15% as mentioned in the Reserve Bank of India (Non-Banking Financial Companies – Prudential Norms on Capital Adequacy) Directions, 2025.

Non-Performing Asset (NPA)

Your Company is in strict adherence to the provisions of Guidelines issued by the RBI along with the Indian Accounting Standards (Ind AS) with respect to computation of NPA. Your Company's assets have been classified based on the expected performance. The Gross NPA and Net NPA of the Company as on March 31, 2026, were 3.22% and 1.94% respectively as against 2.39% and 1.41% as on March 31, 2025.

3. CHANGE IN THE NATURE OF BUSINESS

There has been no change in the nature of business of the Company during the Financial Year 2025-26.

A detailed analysis of the operational and financial performance is included in the Management Discussion and Analysis Report, forming part of this Annual Report as **Annexure I**.

4. SUBSIDIARIES, ASSOCIATES AND JOINT VENTURES

The Company operates as a standalone entity and does not have any subsidiary, associate and joint venture within the meaning of Section 2(87) and 2(6) of the Act.

5. MANAGEMENT DISCUSSION AND ANALYSIS

A detailed analysis of the Company's performance is discussed in the Management Discussion and Analysis Report in accordance with the Reserve Bank of India (Non-Banking Financial Companies – Financial Statements: Presentation and Disclosures) Directions, 2025 forming part of this Annual Report as **Annexure I.**

6. TRANSFER TO RESERVES

Since the Company is an NBFC registered with the RBI, therefore as per the requirement of Section 45IC of the RBI Act, 1934 the Company has transferred an amount of Rs. 3,313.35 lakh in Statutory Reserve Fund. i.e. aggregating to 20% of its net profit for the Financial Year 2025-26.

Further, your Board do not propose to transfer any amount to general reserves of the Company.

7. DIVIDEND

With a view to enhance the growth and business of the Company and in order to deal with the uncertain economic environment, your directors aim to retain the resources of the Company. Accordingly, they do not recommend any dividend for the Financial Year ended on March 31, 2026.

8. MATERIAL CHANGES AND COMMITMENTS, IF ANY AFFECTING THE FINANCIAL POSITION OF THE COMPANY WHICH HAVE OCCURRED IN BETWEEN THE END OF THE FINANCIAL YEAR OF THE COMPANY TO WHICH THE FINANCIAL STATEMENTS RELATE AND THE DATE OF THIS REPORT

There were no material changes and commitments affecting the financial position of the Company, that have occurred between end of the Financial Year to which the Financial Statements relate and the date of this report.

9. RESOURCE MIX

During the Financial Year 2025-26, the Company secured its funding through a diversified pool of lenders which includes Public Sector Banks, Private Sector Banks, Financial Institutions etc. The Company continued with its diverse methods of sourcing funds and has also maintained prudential Asset Liability Match throughout the year. This diversified approach mitigates risk and strengthens Company's financial flexibility.

Loans from Banks and Financial Institutions

During the Financial Year 2025-26, the Company received aggregate fresh loan sanctions amounting to Rs. 1,25,900 lakh and has availed loans aggregating to Rs. 1,18,000 lakh. The outstanding amount of borrowings inclusive of associated liabilities in respect of securitisation transactions as at March 31, 2026 were Rs. 2,75,640.06 lakh. No interest payment or principal repayment of the term loan was due and unpaid as on March 31, 2026.

Non-Convertible Debentures

The Shareholders of the Company have approved the issuance of Non-Convertible Debentures ("NCDs") aggregating to the amount of Rs. 500,00,00,000 (Rupees five hundred crore only) on private placement basis at their Annual General Meeting ("AGM") held on June 20, 2025, although the Company have not raised any NCDs during the Financial Year 2025-26.

Commercial Paper (CP)

Your Company did not issue any Commercial Papers or other short-term instruments during the Financial Year 2025-26.

10. DEPOSITS

Being a non-deposit taking Company, your Company has not accepted any deposits within the meaning of the provisions of the Reserve Bank of India (Non-Banking Financial Companies - Acceptance of Public Deposits) Directions, 2025 and provisions of the Act are not applicable on the Company. Further, the Company shall not accept deposits from public without obtaining prior approval from the RBI.

11. CREDIT RATING

Your Company continues to enjoy a strong credit profile, which is a testament to its robust financial management, healthy cash flows and disciplined capital allocation. The Company's creditworthiness was evaluated by Acuite Ratings & Research Limited and CARE Ratings Limited.

During the Financial Year 2025-26, there was no change in the credit ratings or outlooks assigned to the Company's bank facilities. The Credit Rating details of the Company as on March 31, 2026 are as follows:

Type of instrument	Rating	Name of credit rating agency
Long term Bank Facilities	ACUITE A+| Positive	Acuite Ratings & Research Limited
Bank Overdraft	CARE A | Stable	CARE Ratings Limited
Long term Bank Facilities	CARE A | Stable	CARE Ratings Limited

12. CAPITAL STRUCTURE

During the Financial Year 2025-26, there was no change in the capital structure of the Company:

Authorised Share Capital

There were no changes in the Authorized Share Capital Structure of the Company during the Financial Year 2025-26. As at March 31, 2026, the authorized share capital of the Company stood at Rs. 1,55,10,00,000 (Rupees one hundred fifty-five crore and ten lakh only) divided into 61,00,000 (Sixty-one lakh) Equity Shares of Rs. 10 (Rupees ten only) each and 1,49,00,000 (One crore and forty-nine lakh) Preference Shares of Rs. 100 (Rupees one hundred only) each.

Issued, Subscribed and Paid-up Share Capital

During the Financial Year 2025-26, there was no change in the capital structure of the Company.

Accordingly, the Issued, Subscribed and Paid-up Share Capital of the Company as on March 31, 2026 stood as follows:

Issued Share Capital	: Rs. 1,54,37,83,710 (Rupees one hundred fifty-four crore thirty-seven lakh eighty-three thousand seven hundred and ten only)
Subscribed Share Capital	: Rs. 1,54,37,83,710 (Rupees one hundred fifty-four crore thirty-seven lakh eighty-three thousand seven hundred and ten only)
Paid-up Share Capital	: Rs. 1,44,41,56,842 (Rupees one hundred forty-four crore forty-one lakh fifty-six thousand eight hundred and forty-two only)

13. EMPLOYEES STOCK OPTION PLANS

Employee Stock Options have been recognized as an effective instrument to attract talent and align the interest of employees with that of the Company, providing an opportunity to the employees to share in the growth of the Company, fostering a sense of ownership and to create long term wealth in the hands of employees, thereby acting as a retention tool.

Your Company has instituted three Employees Stock Option Plans i.e., Employees Stock Option Plan 2018 (ESOP 2018) Employees Stock Option Plan 2020 (ESOP 2020) and Employees Stock Option Plan 2022 (ESOP 2022) to attract, retain, reward and motivate the employees of the Company.

During the year under review, 1,56,800 (One lakh fifty six thousand and eight hundred) stock options were granted to the eligible employees under ESOP 2018, ESOP 2020 and ESOP 2022.

Details of existing ESOP 2018, ESOP 2020 and ESOP 2022 pursuant to the provisions of Rule 12(9) of the Companies (Share Capital and Debentures) Rules, 2014 for the Financial Year ended on March 31, 2026 are as under:

Particulars	ESOP 2018								
Date of shareholders' approval	October 26, 2018								
Total number of options approved	2,11,642								
	Grant I	**Grant II**	**Grant III**	**Grant IV**	**Grant V**	**Grant VI**	**Grant VII**	**Grant VIII**	**Grant IX**
Total number of options granted	1,03,900	23,000	78,500	76,500	13,582	6,390	2,250	16,800	36,000
Total number of options vested	1,03,900	23,000	78,500	76,500	13,582	4,473	1,575	6,720	-
Total number of options exercised	19,156	3,170	14,767	3,030	-	-	-	-	-
The total number of shares arising as a result of exercise of option	19,156	3,170	14,767	3,030	-	-	-	-	-
Total number of options lapsed	67,225	12,280	37,968	33,800	3,000	2,090	2,250	10,000	1,000
Total no. of options in force*	17,519	7,550	25,765	39,670	10,582	4,300	-	6,800	35,000
The exercise price (In Rs.)	175.00	175.00	360.97	708.78	708.78	806.00	813.00	877.00	2,351.00
Variation of terms of options	NA								
Money realized by exercise of options (In Rs.)	33,52,300	5,54,750	53,30,443.99	21,47,603.40	-	-	-	-	

* The Number of Options in force includes number of Options vested

Particulars	ESOP 2020					
Date of shareholders' approval	January 16, 2021					
Total number of options approved	1,93,592					
Particulars	**Grant I**	**Grant II**	**Grant III**	**Grant IV**	**Grant V**	**Grant VI**
Total number of options granted	1,89,850	29,492	39,750	9,500	26,300	13,000.
Total number of options vested	1,89,850	29,492	27,825	6,650	-	-
Total number of options exercised	5,433	-	-	-	-	-
The total number of shares arising as a result of exercise of option	5,433	-	-	-	-	-

Total number of options lapsed	1,16,265	21,500	12,650	5,500	-	-
Total no. of options in force*	68,152	7,992	27,100	4,000	26,300	13,000
The exercise price (In Rs.)	708.78	708.78	806.00	813.00	2276.00	2406.00
Variation of terms of options	NA					
Money realized by exercise of options (In Rs.)	38,50,801.74	-	-	-		

* The Number of Options in force includes number of Options vested

Particulars	ESOP 2022				
Date of shareholders' approval	April 01, 2022				
Total number of options approved	2,53,116				
Particulars	**Grant I**	**Grant II**	**Grant III**	**Grant IV**	**Grant V**
Total number of options granted	2,15,460	41,500	38,200	21,500	60,000
Total number of options vested	1,50,822	29,050	7,640	-	-
Total number of options exercised	-	-	-	-	-
The total number of shares arising as a result of exercise of option	-	-	-	-	-
Total number of options lapsed	1,32,310	16,500	24,000	1,500	-
Total no. of options in force*	83,150	25,000	14,200	20,000	60,000
The exercise price (In Rs.)	806.00	813.00	2,272	2,274.00	2,276.00
Variation of terms of options	NA				
Money realized by exercise of options (In Rs.)	-	-	-	-	-

* The Number of Options in force includes number of Options vested

Employee wise details of options granted during the Financial Year to:

a) Key Managerial Personnel: None

b) Any other employee who received a grant of options in any one year of Option amounting to five percent or more of options granted during that year: The following employees have received grant of options amounting to five percent or more of Options granted during that year: - Mr. Ankit Soni, Head-Credit, Mr. Deepak Sood, Circle Business Head, Mr. Gurpinder Modi, National Business Head, Mr. Mayank Markanday, Chief Business and Collections Officer, Mr. Nikhil Sachdeva, Head of Internal Audit, Mr. Satish Parouha, Circle Business Head, Mr. Vivek Tripathi, Chief of Staff and Chief Human Resources Officer.

c) Identified employees who were granted Options, during any one year, equal to or exceeding one percent of the issued capital (excluding outstanding warrants and conversions) of the Company at the time of grant: None

14. INVESTOR EDUCATION AND PROTECTION FUND

Pursuant to the provisions of Section 124 and 125 of the Act read with the Investor Education and Protection Fund Authority (Accounting, Audit, Transfer and Refund) Rules, 2016 ("IEPF Rules"), dividend, if not claimed for a period of seven (7) years from the date of transfer to Unpaid Dividend Account of the Company, shall be transferred to the Investor Education and Protection Fund ("IEPF").

The provision of Section 125 (2) of the Act do not apply to the Company as there was no dividend declared and paid in the previous Financial Years.

15. DIRECTORS AND KEY MANAGERIAL PERSONNEL

Your esteemed Board brings together a wealth of global experience, strong financial acumen, strategic astuteness and leadership qualities. Their unwavering commitment to the Company's success is evident in their active participation and meticulous preparation for Board Meetings. Through a comprehensive skill assessment, the Board ensures to identify the core skills, expertise and competencies of the Directors in the context of the Company's effective functioning and towards continued achievement. This is detailed at length in the report on Corporate Governance.

The Board of the Company consists of leaders and visionaries who provide strategic direction and guidance to the Company. The Board of your Company has an optimum combination of Executive and Non-Executive

Directors. As on March 31, 2026, the Board comprised of 7 (Seven) Directors with 2 (Two) Executive Directors and 5 (Five) Non-Executive Directors which includes 3 (Three) Nominee Directors and 2 (Two) Independent Directors.

All the Directors of the Company have confirmed that they satisfy the fit and proper criteria as prescribed under the Reserve Bank of India (Non-Banking Financial Companies - Governance) Directions, 2025 ("RBI Governance Directions") and that they are not disqualified from being appointed or continuing as Directors in terms of the provisions of Section 164 of the Act.

Changes in the Composition of Board of Directors:

During the Financial Year 2025-26, there was no change in the composition of the Board. Further, the Board approved the re-appointment of Mr. Mohit Sahney as the Managing Director and CEO of the Company for a term of 5 (Five) years, effective from March 08, 2026.

Further, the following change has occurred between end of the Financial Year and the date of this report.

Peak XV Partners Investments V and Peak XV Partners Growth Investments III, Shareholders of the Company, have withdrawn the nomination of Mr. Ishaan Mittal as Nominee Director of the Company, effective from April 28, 2026 in accordance with the provisions of the Shareholders' Agreement dated October 10, 2024. Accordingly, Mr. Ishaan Mittal ceased to be a Nominee Director of the Company, effective from April 28, 2026.

The Board places on record its sincere appreciation for the valuable guidance, leadership and contributions of Mr. Ishaan Mittal during his tenure as Nominee Director of the Company. The Board acknowledges his strategic insights and stewardship, which supported the Company's growth journey, expresses its gratitude for his association with the Company and extends its best wishes for his future endeavours.

Declaration by Independent Directors

The Company has received necessary declaration from the Independent Directors under Section 149(7) of the Act, that they meet the criteria of Independence laid down in Section 149(6) of the Act. The Independent Directors have affirmed compliance to the code for Independent Directors as prescribed in Schedule IV of Act. Based on the confirmation/ disclosures received from the Independent Directors and on evaluation of the independence of Directors during the Board evaluation process and assessing veracity of disclosures, the Board opined that Independent Directors are independent of the Management of the Company.

Further, pursuant to the provisions of the Companies (Creation and Maintenance of Databank of Independent Directors) Rules, 2019 read with Rule 6(1) and 6(2) of the Companies (Appointment and Qualification of Directors) Rules, 2014, the Independent Directors are registered with the Databank maintained under Indian Institute of Corporate Affairs ("IICA"). With regard to proficiency of the Independent Directors, ascertained from the online proficiency self-assessment test conducted by the IICA, as notified under sub section (1) of Section 150 of the Act, the Company has taken on record the declarations/disclosures submitted by Independent Directors that either they are exempt from appearing in the test or they have passed the exam as required by the IICA.

Meeting of Independent Directors

Pursuant to the provisions of Section 149(8) read with Schedule IV of the Act, the Independent Directors met on April 29, 2025 without the presence of Non-Independent Directors and members of the management and all the Independent Directors were present at such meeting. The following matters were reviewed by the Independent Directors:

(a) the performance of Non-Independent Directors and the Board as a whole;
(b) the performance of the Chairperson of the Company, taking into account the views of Executive Directors and Non-Executive Directors;
(c) assessed the quality, quantity and timeliness of flow of information between the Company management and the Board that is necessary for the Board to effectively and reasonably perform their duties.

During the Financial Year 2025-26, the non-executive Independent Directors of the Company had no pecuniary relationship or transactions with the Company other than the sitting fees for the purpose of attending the meetings of the Board or Committees of the Company and profit related commission as approved by the Board.

Changes in Key Managerial Personnel

Pursuant to the provisions of Section 203 of the Act read with the rules made thereunder, following are the Key Managerial Personnel of the Company as on March 31, 2026:

1. Mr. Mohit Sahney, Managing Director and Chief Executive Officer (CEO)
2. Mrs. Sunita Sahney, Executive Director
3. Mr. Ravi Sharma, Chief Financial Officer
4. Mr. Jaikishan Premani, Company Secretary and Compliance Officer

During the Financial Year 2025-26, no changes took place in the Key Managerial Personnel of the Company.

Fit and Proper Criteria

The Company has adopted a Policy on "Appointment and Fit and Proper Criteria for Directors" for ascertaining the Fit and Proper criteria of Directors at the time of appointment and on a continuing basis. Accordingly, all the Directors of the Company have confirmed that they satisfy the "fit and proper" criteria as prescribed in the Annexure II of the RBI Governance Directions and that they are not disqualified from being appointed/continuing as Directors in terms of Section 164 of the Act.

Annual Performance Evaluation

The Board, the Committees of the Board and Independent Directors continuously strive for efficient functioning of Board and its Committees and better corporate governance practices. Accordingly, pursuant to the provisions of Section 178 of the Act, Guidance Note on Board Evaluation issued by the Securities and Exchange Board of India and Guide to Board Evaluation issued by the Institute of Company Secretaries of India, performance evaluation was carried out through a structured questionnaire prepared separately for the Board, Committees and individual Directors (including Chairperson) of the Company.

In addition, pursuant to Schedule IV of the Act, the Independent Directors in their meeting held on April 29, 2025 reviewed the performance of non-independent directors, Board as a whole and Chairperson of the Company taking into account the views of Executive Directors and non-executive Directors. The Board also considered the evaluation results as collated by the Nomination and remuneration Committee while conducting the evaluation and expressed its satisfaction with the evaluation process. The evaluation process endorsed cohesiveness amongst Directors, smooth communication between the Board and the management and the openness of the management in sharing the information with the Board and placing various proposals for the Board's consideration and approval.

Information on the manner in which formal annual evaluation is made by the Board of its own performance and that of its Committees, Chairperson and Individual Directors is given in the report on Corporate Governance, forming part of this Annual Report as **Annexure III**.

Nomination, Remuneration and Compensation Policy

In accordance with Section 178(3) of the Act read with the Guidelines on Compensation of Key Managerial Personnel and Senior Management in NBFCs as outlined in the - RBI Governance Directions, the Company has formulated Nomination, Remuneration and Compensation Policy ("NRC Policy"). The Policy provides guidelines relating to the Appointment, Removal and Remuneration of Directors, Key Managerial Personnel and Senior Management Personnel. It also provides the manner for effective evaluation of performance of Board, its committees and individual Directors.

During the Financial Year 2025-26, there was no change in the NRC Policy of the Company. The NRC Policy is available on the Company's website at https://finova.in/policies-codes

16. NUMBER OF MEETINGS OF THE BOARD OF DIRECTORS

The Board meets at regular intervals to deliberate on the Company's strategic roadmap and business policies, apart from other Board businesses. To facilitate informed decision making and ensure the availability of all members of the Board, an annual calendar of meetings is circulated in advance, allowing Directors to plan their schedules for meaningful participation. While the Board primarily conducts business through scheduled sessions, urgent matters are addressed via resolutions by circulation or meetings convened at shorter notice, in adherence to applicable statutory provisions.

During the Financial Year 2025-26, your Board met 4 (Four) times i.e., on April 29, 2025, July 31, 2025, October 30, 2025 and January 29, 2026. The frequency, quorum and intervening gap between two meetings were in conformity with the provisions of the Act and Secretarial Standard on Meetings of the Board issued by the Institute of Company Secretaries of India and the Company has complied with all applicable Secretarial Standards.

17. BOARD COMMITTEES

In accordance with the applicable provisions of the Act, the circular(s), notification(s) and directions issued by the Reserve Bank of India (RBI) and Company's internal corporate governance requirements, the Board has constituted the following Committees, each with a defined mandate outlined in its terms of reference to address specific issues and ensure expedient resolution on diverse matters:

1. Audit Committee;
2. Nomination and Remuneration Committee;
3. Corporate Social Responsibility Committee
4. Asset Liability Management Committee;
5. Risk Management Committee;
6. IT Strategy Committee;
7. Executive Committee;
8. Consumer Protection Committee;
9. Identification Committee in terms of the Reserve Bank of India (Treatment of Wilful Defaulters and Large Defaulters) Directions, 2025;
10. Review Committee in terms of the Reserve Bank of India (Treatment of Wilful Defaulters and Large Defaulters) Directions, 2025;
11. Committee of Executives for monitoring and follow up of cases of Frauds in terms of the Reserve Bank of India (Fraud Risk Management in NBFCs) Directions, 2024.

Further, the IT Strategy Committee has also formed sub-committees of the management in order to facilitate quick decision making and encourage delegation of authority. Presently, there are two sub-committees, namely:

1. IT Steering Committee;
2. Information Security Committee.

All decisions and recommendations of the Committees were placed before the Board for information or approval. The Board has accepted all the decisions and recommendations of the Committees during the Financial Year 2025-26.

In accordance with the Reserve Bank of India (Non-Banking Financial Companies – Financial Statements: Presentation and Disclosures) Directions, 2025, a detailed report on Corporate Governance forming part of the Annual Report as **Annexure III** adheres to Corporate Governance Standards and provides comprehensive information on the various Committees constituted by the Board. The report outlines the composition of each Committee, its terms of reference, the frequency of its meetings, the number meetings held during the Financial Year 2025-26 and the attendance records for those meetings.

18. INTERNAL FINANCIAL CONTROL SYSTEMS AND THEIR ADEQUACY

The Company believes that internal control is a necessary prerequisite of Corporate Governance and that freedom should be exercised within a framework of checks and balances. Therefore, the Company has a well-established comprehensive internal control framework, which is designed to continuously assess the adequacy, effectiveness and efficiency of financial and operational controls. Periodic audit of all functions is carried out by the internal audit function thereby ensuring regulatory compliance of various applicable statutes as well as internal guidelines and policies.

The management is committed to ensure an effective internal control environment, commensurate with the size and complexity of the business, which provides an assurance on compliance with internal policies, applicable laws, regulations and protection of resources and assets. The Company policies are reviewed periodically in line with the dynamic business environment and regulatory requirements. The Board maintains a strong focus on internal controls by reviewing adherence to these systems and evaluating internal audit reports.

Based on the framework of internal financial controls and compliance systems established and maintained by the Company, work performed by the Internal, Statutory, Secretarial and Information Systems Auditors and the reviews performed by management and the Audit Committee, the Company has sound internal financial controls. These controls placed by the Company are commensurate with the nature and size of the business operations and are adequate and operating effectively.

The Audit Committee reviewed the Internal Financial Control and is of the opinion that internal financial controls with reference to the financial statements are adequate and operating effectively.

19. STATUTORY AUDITORS AND STATUTORY AUDIT REPORT

Pursuant to the provisions of Section 139 and 141 of the Act read with rules made thereunder and the Guidelines for Appointment of Statutory Central Auditors (SCAs)/Statutory Auditors (SAs) of Commercial Banks (excluding RRBs), UCBs and NBFCs (including HFCs) issued by RBI dated April 27, 2021 ('RBI Guidelines'), the Company at the AGM held on June 15, 2024 appointed M/s T.R. Chadha & Co. LLP (Firm's Registration Number: 006711N/N500028) as Statutory Auditors of the Company to hold office for a period of 3 (three) consecutive years from the conclusion of 9th AGM till the conclusion of 12th AGM to be held in the calendar year 2027 subject to the firm satisfying the eligibility norms each year.

M/s T.R. Chadha & Co. LLP (Firm's Registration Number: 006711N/N500028), Chartered Accountants, have confirmed that they are not disqualified to continue as Statutory Auditors of the Company and have confirmed their eligibility in terms of Section 139 and 141 of the Act and RBI Guidelines for the Financial Year 2026-27.

The Audit Report on the Financial Statements for the Financial Year 2025-26 does not contain any qualifications, reservations or adverse remarks. The Notes to Financial Statements referred to in the Auditors' Report are self-explanatory and do not call for any further comments.

20. INTERNAL AUDITORS

In accordance with Section 138 of the Act, M/s Shah Patni & Co., Chartered Accountants, (Firm's Registration Number: 001055C) were re-appointed as Internal Auditors of the Company by the Board at its meeting held on April 29, 2025 to conduct Internal Audit for the Financial Year 2025-26.

The Internal Auditors reports directly to the Audit Committee of the Board. The Audit Committee quarterly reviews the audit findings as well as the adequacy and effectiveness of the internal control measures.

In accordance with Section 138 of the Companies Act, 2013 read with Rule 13 of the Companies (Accounts) Rules, 2014 and the RBI Circular on Risk-Based Internal Audit (RBIA) dated February 03, 2021, and considering the expected applicability of the RBIA framework to NBFCs having an asset size of Rs. 5,000 crore and above, the Company has strengthened its internal audit framework. Accordingly, the Board, at their meeting held on

April 30, 2026, appointed Mr. Nikhil Sachdeva as the Head of Internal Audit of the Company to conduct the Internal Audit of the Company.

21. SECRETARIAL AUDITORS AND SECRETARIAL AUDIT REPORT

Pursuant to the provisions of Section 204 of the Act, M/s V. M. & Associates, Company Secretaries (Firm's Registration Number: P1984RJ039200) were re-appointed as the Secretarial Auditors of the Company by the Board at their meeting held on April 29, 2025 to conduct Secretarial Audit for the Financial year 2025-26.

The Auditors have submitted their Secretarial Audit Report in Form MR-3 for the Financial Year ended on March 31, 2026 which is annexed herewith as **Annexure II,** forming part of this Annual Report and your Directors are pleased to inform that the report does not contain any reservation, qualification or adverse remark.

Further, the Board in its Meeting held on April 30, 2026, has approved the re-appointment of M/s V. M. & Associates, Company Secretaries (Firm's Registration Number: P1984RJ039200) as Secretarial Auditors of the Company to conduct Secretarial Audit for the Financial Year 2026-27.

22. COST RECORDS AND COST AUDIT

Maintenance of cost records and requirement of cost audit as prescribed under the provisions of Section 148 of the Act are not applicable in respect of the business activities carried out by the Company and hence such accounts and records were not required to be maintained by the Company.

23. REPORTING OF FRAUD BY AUDITORS

During the Financial Year 2025-26, neither the Statutory Auditors nor the Secretarial Auditors have reported under Section 143(12) of the Act, any instances of fraud committed against the Company by its officers or employees, the details of which needs to be mentioned in the Board's Report.

24. CORPORATE GOVERNANCE

The Company views Corporate Governance not merely as a set of rules, but as a framework for ethical conduct and long-term value creation. As a NBFC-ML, the Company is committed to the highest standards of transparency and accountability, ensuring that its operations align with the regulatory and statutory frameworks defined in the directions issued by RBI and in the Act.

The Company balances the diverse interests of its stakeholders through a professional Board and robust Committees, including the Audit Committee, Risk Management Committee and Nomination and Remuneration Committee. The Company's commitment to integrity is detailed in the Report on Corporate Governance **(Annexure III)**. This report outlines Company's governance philosophy, Board composition and effectiveness, Committee oversight, performance evaluation processes, particulars of senior management, remuneration practices and conduct of shareholder meetings. It also highlights key governance mechanisms relating to related party transactions, whistle blower mechanism, regulatory compliance, prevention of sexual harassment, auditor remuneration and independence and other disclosures that reinforce transparency, accountability, and responsible corporate conduct. Together, these pillars form the foundation of responsible corporate governance, ensuring transparency and accountability.

25. CORPORATE SOCIAL RESPONSIBILITY

Your Company recognizes Corporate Social Responsibility ("CSR") as a strategic approach to create shared value and contributing to social and environmental well-being through impactful initiatives. Our endeavour is to focus on reaching diverse segments of the society, with socially relevant projects, that benefit these communities and in small ways enhance the quality of their lives.

The Company's CSR initiatives are aligned with the mission of transforming rural lives and hence focus on areas such as Education, Environment, Health Care & Wellness, Sports, Preservation of Art & Culture, Women

Empowerment, and Animal Welfare. All CSR initiatives are implemented in accordance with the Schedule VII of the Act, CSR Policy and Annual Action Plan of the Company.

Composition of Corporate Social Responsibility (CSR) Committee

The Company has constituted CSR Committee in accordance with the provisions of Section 135(1) of the Act read with the Companies (Corporate Social Responsibility Policy) Rules 2014. The role of the CSR Committee inter-alia is to review the CSR policy, recommend and monitor the CSR activities undertaken by the Company towards CSR. The composition of CSR Committee is as follows:

Name of member	Designation
Mr. Mohit Sahney	Chairperson
Mr. Arjun Dan Ratnoo	Member
Mrs. Sunita Sahney	Member

Corporate Social Responsibility (CSR) Policy

The CSR Policy of the Company outlines the objectives, focus areas in accordance with Schedule VII of the Act implementation framework for CSR activities undertaken by the Company, governance of CSR initiatives, responsibilities of the CSR Committee and the mechanism for CSR funding, monitoring and reporting.

The Company's CSR Policy articulates the Company's philosophy for giving back to society as a corporate citizen. It lays down the guidelines and mechanisms for undertaking impactful social programmes that promote community well-being and sustainable development. The policy is available on the website of the Company at https://finova.in/policies-codes. No changes were made during the Financial Year 2025-26 in the CSR Policy of the Company.

The Annual Report on CSR activities in terms of the requirements of the Companies (Corporate Social Responsibility Policy) Rules, 2014 is annexed as **Annexure IV**, forming part of this Annual Report.

In terms of Section 135 of the Act read with the Companies (Corporate Social Responsibility Policy) Rules, 2014, your Company has during the Financial Year 2025-26, spent two percent of its average net profits of last three preceding Financial Years in accordance with the CSR Policy and the Annual Action Plan approved by the Board, from time to time on the recommendation of the CSR Committee. Further, the Chief Financial Officer has certified that the funds disbursed for CSR activities have been used for the purpose and in the manner approved by the Board for Financial Year 2025-26.

26. ANNUAL RETURN

Pursuant to section 92(3) read with Section 134(3)(a) of the Act and rule 12(1) of the Companies (Management and Administration) Rules, 2014, the draft Annual Return of the Company for the Financial Year ended on March 31, 2026 in the prescribed Form MGT-7 is available on the Company's website at https://finova.in/annual-report

27. CONSERVATION OF ENERGY, TECHNOLOGY ABSORPTION AND FOREIGN EXCHANGE EARNINGS/OUT-GO

Your Company continuously strives to conserve energy, adopt environment friendly practices and employ technology for more efficient operations.

The particulars relating to the energy conservation, technology absorption, foreign exchange earnings and outgo, as required under Section 134(3)(m) of the Act read with the Companies (Accounts) Rules, 2014 are given in the **Annexure V,** forming part of this Annual Report.

28. DISCLOSURE UNDER THE SEXUAL HARASSMENT OF WOMEN AT WORKPLACE (PREVENTION, PROHIBITION AND REDRESSAL) ACT, 2013 ("POSH ACT")

Your Company is an equal opportunity employer and is committed to ensuring that the work environment at all its locations is conducive to fair, safe and harmonious relations between employees. It strongly believes in upholding the dignity of all its employees, irrespective of their gender or seniority. Discrimination and harassment of any type are strictly prohibited.

In accordance with the POSH Act, the Company has formed a Policy on prevention, prohibition and redressal of sexual harassment of Women employees at workplace and redressal of complaints of sexual harassment and has complied with provisions relating to the constitution of Internal Committee (IC). This policy offers comprehensive protection to all the employees (permanent, Contractual, temporary and trainees). The Internal Committee redresses the complaints pertaining to sexual harassment and any complaint which is received by the Committee is dealt with appropriate sensitivity and confidentiality in the most judicious and unbiased manner within the time frame as prescribed by the POSH Act.

During the Financial Year 2025-26 the Company has conducted various workshops and training sessions in relation to the awareness of the POSH Act amongst the employees.

The following is a summary of sexual harassment complaints received and disposed of by the Company during the Financial Year 2025-26:

- No. of complaints at the beginning of the year: Nil
- No. of complaints received during the year: Nil
- No. of complaints disposed-off during the year: Nil
- No. of complaints at the end of the year: Nil
- No. of complaints pending for more than ninety days : Nil

29. COMPLIANCE TO MATERNITY BENEFIT ACT, 1961

The Company has complied with the applicable provisions of Maternity Benefit Act, 1961 for female employees of the Company with respect to leaves and maternity benefits thereunder.

The Company has in place a well-defined Maternity Leave Policy, which explicitly outlines the provisions related to maternity leave and associated benefits. All eligible female employees have been extended the statutory benefits prescribed under the Maternity Benefit Act, 1961, including paid maternity leaves, continuity of salary and service during the leave period and post maternity support.

30. RISK MANAGEMENT

The Company has formulated and implemented an effective risk management framework aligned with the Risk Management Policy which encompasses practices relating to identification, assessment, monitoring and mitigation of various risks to key business objectives. The Risk management framework of the Company seeks to minimize adverse impact of risks on our key business objectives and enables the Company to leverage market opportunities effectively.

The various key risks to key business objectives and their mitigation are as follows:

Credit Risk: Credit risk arises from business operations that give rise to actual, contingent, or potential claims against any counterparty, borrower, or obligor. The scope of the Credit Risk unit includes measuring, assessing, and monitoring credit risk within your Company through strengthening underwriting norms, and keeping a close watch on asset quality trends and concentrations at individual exposures as well as at the portfolio level.

The Company has a robust post sanction monitoring process to identify credit portfolio trends and early warning signals.

Operational Risk: Operational Risk has been defined as the risk of loss resulting from inadequate or failed internal processes, people, systems, or from external events. Operational Risk includes legal risk but excludes strategic and reputational risks.

The Company follows established, well-designed controls, which include maker-checker principles, effective delegation of authority, and segregation of duties, Code of conduct, reconciliation, exception reporting and periodic MIS.

Liquidity Risk: Liquidity risk arise because of the possibility that the Company might be unable to meet its payment obligations when they fall due as a result of mismatches in the timing of the cash flows under both normal and stress circumstances caused by a difference in the maturity profile of Company assets and liabilities. This risk may arise from the unexpected increase in the cost of funding an asset portfolio at the appropriate maturity and the risk of being unable to liquidate a position in a timely manner and at a reasonable price.

The Company has arranged for diversified funding sources and adopted a policy of availing funding in line with the tenor and repayment pattern of its receivables and monitors future cash flows and liquidity. The Company has developed internal control processes and contingency plans for managing liquidity risk. The Company manages liquidity risk by maintaining adequate cash reserves and undrawn credit facilities, by continuously monitoring forecast and actual cash flows, and by matching the maturity profiles of financial assets and liabilities.

Interest Rate Risk: It is the risk where changes in market interest rates might adversely affect the Company's financial condition. The short term/immediate impact of changes in interest rates are on the Company's Net Interest Income. On a longer term, changes in interest rates impact the cash flows on the assets, liabilities and off-balance sheet items, giving rise to a risk to the net worth of the Company arising out of all re-pricing mismatches and other interest rate sensitive positions.

The Company mitigates its interest rate risk by keeping a balanced mix of borrowings.

Reputation Risk: Reputation risk is the risk to earnings and capital arising from adverse perception of the image of the Company from the part of various stakeholders and regulators. This risk may arise from the Company's reputation getting impacted due to factors such as unethical practices, regulatory actions, customer dissatisfaction and complaints leading to negative publicity.

The Company manages this through a strict code of conduct policy for its employees, good corporate governance policies and an effective customer grievance mechanism. It communicates with its stakeholders regularly through appropriate engagement mechanisms to address stakeholder expectations and assuage their concerns, if any.

Market Risk: Market risk is the risk that the fair value or future cash flows of a financial instrument will fluctuate because of changes in market variables. Such changes in the values of financial instruments may result from changes in the interest rates, credit, and other market changes. The Company's exposure to market risk is primarily on account of interest rate risk and liquidity risk.

The Company regularly reviews its business model including interest rate risk and liquidity risk.

Strategic Risk: Strategic or business risk is the risk associated with the formulation and execution of an organization's strategy. Strategic risk is highly prevalent in current market conditions, with the entrance of online Fintech, and looming deregulations.

The management is proactive in its approach towards changes in economic/business environment as the business strategies are regularly discussed with the senior officials of the organization so that adequate steps can be taken. Also, important strategic matters are referred to the Board, consisting of members with diversified experience in the respective fields, for intense deliberations, so as to derive the benefit of collective wisdom.

Information Technology Risk: Information Technology (IT) risk refers to the risk of financial loss, operational disruption, regulatory non-compliance or reputational damage arising from failures, inadequacies or security breaches in the Company's IT systems and infrastructure. Effective management of IT risks is essential to safeguard information assets and ensure business continuity.
Some of the key risk areas are given below:

- Cyber Security
- Security Threats and Vulnerabilities
- Data management and protection risk
- IT Architecture risk
- Technology vendor and third-party risk
- Ability to upskill or reskill existing individuals in fast changing technology landscape
- Regulatory and compliance risk

Your Company has established a robust IT risk management framework. An IT Strategy Committee has been constituted to oversee this framework, ensuring the identification and mitigation of IT-related risks. The Company conducts periodic IT risk assessments, IT disaster recovery (DR) drills and business continuity planning (BCP) testing to ensure the effectiveness of its policies and procedures. These measures enable the Company to stay protected from potential threats and maintain the integrity of its operations.

Compliance Risk: Compliance risk has been defined as "the risk of legal or regulatory sanctions, material financial loss, or loss to reputation a Company may suffer as a result of its failure to comply with laws, regulations, rules, related self-regulatory organization standards, and codes of conduct as applicable."

There is a strong compliance culture with well-articulated policies concerning conduct, Vigil Mechanism, AML & KYC. The Chief Compliance Officer update the status of compliance and controls to the Board regularly, to review and for advice on the implementation of measures for AML /KYC risk mitigation, along with effective transaction monitoring.

Your Company's management of this risk is guided by diversification in its business through products for MSME, geographies, balanced growth while maintaining a healthy asset liability mix and prudent provisioning policies.

31. LOANS, GUARANTEES OR INVESTMENTS BY THE COMPANY

Pursuant to Section 186 (11) (a) of the Act read with Rule 11(2) of the Companies (Meetings of Board and its Powers) Rules, 2014, the loan made, guarantee given or security provided in the ordinary course of business by a NBFC registered with RBI are exempt from the applicability of the provisions of Section 186 of the Act. As such, the particulars of loans and guarantees have not been disclosed in this Report.

With regard to the details regarding the loans given and investments made by the Company are mentioned in the Note No. 4 and 5 of the Financial Statements for the Financial Year ended on March 31, 2026 in accordance with the Ind-AS.

32. PARTICULARS OF CONTRACTS OR ARRANGEMENTS WITH RELATED PARTIES

The Company has adopted a Policy on Related Party Transactions for the purpose of identification, approving and monitoring of such transactions.

All the related party transactions that were entered during the Financial Year 2025-26 were conducted in the ordinary course of business and on an arm's length basis. Disclosure of particulars of contracts/arrangements entered into by the Company with related parties referred to in Section 188(1) of the Act are provided in **Annexure VI** (Form AOC-2), forming part of this Annual Report. Further all the necessary details of transactions entered with the related parties are mentioned in the Note No. 38 of the Financial Statements for the Financial Year ended on March 31, 2026 in accordance with the Ind-AS.

The Policy on Related Party Transactions has been placed on the website of the Company and can be accessed at https://finova.in/policies-codes.

33. COMPLIANCE WITH SECRETARIAL STANDARDS

The Company has complied with all applicable Secretarial Standards issued by the Institute of Company Secretaries of India. The Board has implemented a robust system to ensure ongoing compliance with the provisions of all applicable Secretarial Standards and that such systems are adequate and operating effectively.

34. RBI GUIDELINES

Your Company is registered as a non-deposit taking NBFC and in accordance with the RBI Directions, your Company falls under the category of NBFC-ML.

The Company has complied with and continues to comply with all applicable laws, rules, circulars and regulations issued by the RBI and guidelines notified thereunder.

35. SIGNIFICANT AND MATERIAL ORDERS PASSED BY REGULATORS OR COURTS OR TRIBUNALS IMPACTING THE GOING CONCERN STATUS OF THE COMPANY AND ITS FUTURE OPERATIONS

During the Financial Year 2025-26, no significant and material orders have been passed by the Regulators or Courts or Tribunals which would impact the going concern status of the Company and its future operations.

36. VIGIL MECHANISM/ WHISTLE BLOWER POLICY

As per Section 177(9) of the Act the Company has in place a Vigil Mechanism/ Whistle Blower Policy to provide a formal mechanism to the Directors and employees to report their concerns about unethical behavior, actual or suspected fraud or violation of the Company's Code of Conduct. A whistle blowing or reporting mechanism, as set out in the Policy, invites all Directors and employees to act responsibly to uphold the reputation of the Company. The Policy aims to ensure that serious concerns are properly raised and addressed and are recognised as an enabling factor in administering good governance practices.

This Vigil Mechanism/ Whistle Blower Policy of the Company is overseen by the Audit Committee and provides adequate safeguard against victimisation of employees and directors and also provides direct access to the Chairperson of the Audit Committee in appropriate or exceptional circumstances. The Whistle Blower complaints are reviewed by the Audit Committee on a quarterly basis. The Vigil Mechanism/ Whistle Blower Policy has been placed on the website of the Company and can be accessed at https://finova.in/policies.

Further, no personnel have been denied access to the Chairperson of Audit Committee.

37. INFORMATION TECHNOLOGY

The Company's approach to Information Technology is founded on the principle that a robust and resilient IT infrastructure is essential for sustaining long-term operational integrity and business continuity. Oversight of the Company's IT framework is exercised by the IT Strategy Committee, which plays a pivotal role in guiding the Company's technology and cybersecurity initiatives. The IT Strategy Committee has implemented robust policies governing IT governance, business continuity, outsourcing, information security and cybersecurity, thereby ensuring alignment with regulatory requirements and industry best practices.

The Company maintains proactive oversight of the cybersecurity landscape, ensuring that its defensive strategies remain dynamic and responsive to evolving global threats. Central to this strategic framework is the implementation of the Core Financial Services Solution (CFSS), supported by a comprehensive Cyber and Information Security Policy designed to strengthen the Company's overall security posture.

To further enhance cybersecurity resilience, the Company conducts regular Vulnerability Assessment and Penetration Testing (VAPT) exercises to identify, assess and mitigate potential threats. Demonstrating its commitment to transparency and independent assurance, the Company engaged PricewaterhouseCoopers Private Limited during the Financial Year 2025–26 to conduct an independent audit of the Company's information systems. The audit provided valuable insights and assurance regarding the effectiveness of the Company's IT controls, cybersecurity measures and overall information security framework.

Further, the Company applies a rigorous governance mechanism for managing third-party risks by evaluating IT outsourcing arrangements against stringent security parameters. To ensure operational readiness and resilience in the event of disruptions, the Company has established approved Recovery Time Objectives (RTO) and Recovery Point Objectives (RPO) for all critical systems. The Company also periodically conducts stress-testing and incident response drills and incorporates lessons learned from past incidents to continuously strengthen its cyber resilience framework.

38. HUMAN RESOURCES

Your Company believes that its employees are its biggest assets. The Company provides competitive and flexible benefits and programs to support employees at every stage of life, recognizing wellness across three key areas physical, emotional, and financial and reinforcing its commitment to fostering an inclusive, supportive and high-performing workplace for all employees. Through regular visits by a general physician, health talks on cancer prevention and early detection, self-care leave and post maternity support program for female employees, birthday and anniversary leave, and initiatives like the Finova Life Moments Program celebrating life's beautiful milestones, the company actively promotes employee well-being. It invests in the growth and development of its employees through regular in-house training programs. These initiatives cover a wide range of specialized functions, including lending practices, underwriting, KYC norms, risk management, information technology, recoveries, grievance redressal and soft skills, ensuring that team remains equipped to excel in their roles. The Company follows a pay-for-performance compensation philosophy, rewarding employees based on performance, market benchmarks and value creation, while ensuring adherence to the principles of Equal Employment Opportunity.

Across all its business operations, your Company had a workforce of 5,118 people on roll as on March 31, 2026.

39. OTHER DISCLOSURES AND REPORTING

I. During the Financial Year 2025-26, the Company has neither made any application nor any proceeding is pending under the Insolvency and Bankruptcy Code, 2016.

II. During the Financial Year 2025-26, no one-time settlement has been entered into with any Bank or Financial Institution. Accordingly, the details of the difference between the amount of the valuation done at the time of one-time settlement and the valuation done while taking loan from Banks or Financial Institutions, along with the reasons thereof, are not applicable.

III. Other disclosures with respect to Board's Report as required under the Companies Act, 2013 and the Rules notified thereunder are either Nil or not applicable.

40. DIRECTORS' RESPONSIBILITY STATEMENT

In accordance with clause (c) of sub-section (3) of Section 134 of the Act, the Board of the Company, to the best of their knowledge and belief, confirm that:

a) In the preparation of the annual accounts, the applicable accounting standards had been followed along with proper explanation relating to material departures;
b) the directors had selected such accounting policies and applied them consistently and made judgements and estimates that are reasonable and prudent so as to give a true and fair view of the state of affairs of the Company at the end of the Financial Year and of the profit and loss of the Company for that period;
c) the directors had taken proper and sufficient care for the maintenance of adequate accounting records in accordance with the provisions of this Act, for safeguarding the assets of the Company and for preventing and detecting fraud and other irregularities;
d) the directors had prepared the annual accounts on a going concern basis; and
e) the directors had devised proper system to ensure compliance with the provisions of all applicable laws and that such systems are adequate and operating effectively.

41. ACKNOWLEDGEMENT

Your directors take this opportunity to place on record their gratitude for the support extended by the Reserve Bank of India, Registrar of Companies and other regulatory and Government Bodies, Credit Rating Agencies, Company's Auditors, Customers, Bankers, Promoters and Shareholders.

The Board also thank the employees of the Company for their exemplary dedication and excellence displayed in conducting all operations during the Financial Year 2025-26.

Date: April 30, 2026
Place: Jaipur

For and on Behalf of the Board of Directors
For Finova Capital Private Limited

Sd/-	**Sd/-**
Mohit Sahney	**Sunita Sahney**
Managing Director and CEO	**Executive Director**
DIN: 07280918	**DIN: 02395354**

Registered Office: 702, Seventh Floor, Unique Aspire
Plot No. 13-14 Cosmo Colony, Amrapali Marg
Vaishali Nagar, Jaipur-302021 (Rajasthan)
CIN: U65993RJ2015PTC048340
Website: www.finova.in
Email: info@finova.in

Annexure I

MANAGEMENT DISCUSSION AND ANALYSIS REPORT

Global economic review and outlook

The global economy is once again threatened by the outbreak of war in the Middle East at the end of February 2026. Over the past year, headwinds from higher trade barriers and elevated uncertainty have been offset by tailwinds from technology-related investment; accommodative financial conditions, including a weaker US dollar; and fiscal and monetary policy support. The Middle East conflict presents a significant counterforce to these tailwinds through its impact on commodity markets, inflation expectations, and financial conditions.

The global outlook has abruptly darkened following the outbreak of war in the Middle East. The closure of the Strait of Hormuz and serious damage to critical production facilities in a region central to global hydrocarbon supply could cause an energy crisis on an unprecedented scale. The war interrupted what had been a steady growth trajectory.

The duration and scale of the conflict and the time it will take for energy production and transit to normalize after the end of hostilities will determine the ultimate size of the shock to the global economy. The overall impact of the shock depends on three channels. First, the direct effect of commodity price increases represents a textbook negative supply shock, raising the cost of all energy-intensive goods and services—including fertilizers, chemicals, food, transportation and heating—disrupting supply chains, feeding into headline inflation and reducing purchasing power. This direct shock can be amplified via second-round effects as workers and firms try to recoup expected income losses through higher wages and prices. The risk of such wage and price spirals will be higher for countries where inflation expectations are already poorly anchored, requiring a more forceful tightening of monetary policy, at greater cost to the economy. The reaction of financial markets is the third channel. A classic risk-off episode triggered by the prospects of macroeconomic instability could ensue, impairing asset valuations, increasing risk premiums, causing capital flight and the dollar to appreciate with a flight to safety and dampening aggregate demand.

Under the reference forecast, global growth is projected to be 3.1 percent in 2026 and 3.2 percent in 2027, slower than its recent pace of about 3.4 percent in 2024–25, and to settle at about that rate in the medium term, slower than its historical (2000–19) average of 3.7 percent. The forecast for 2026 is revised downward by 0.2 percentage point and that for 2027 is unchanged, compared with those in the January 2026 World Economic Outlook (WEO) Update. Global headline inflation is expected to increase to 4.4 percent in 2026 and decline to 3.7 percent in 2027, marking upward revisions for both years.

Under an adverse scenario with larger and more persistent increases in energy prices, global growth would slow further to 2.5 percent in 2026, and inflation would reach 5.4 percent. Under a more severe scenario in which there is more damage to energy infrastructure in the conflict region, the impact would be even larger: Global growth would be cut to only about 2 percent in 2026, while headline inflation would be just above 6 percent by 2027. The impact on emerging market and developing economies would be almost twice that on advanced economies.

Global Growth Projections:

Overview of the world Economic Outlook Reference Forecast

(Percent change, unless noted otherwise)

		Projections		Difference from January 2026 WEO *Update*[1]		Difference from October 2025 WEO[1]	
	2025	2026	2027	2026	2027	2026	2027
World Output	**3.4**	**3.1**	**3.2**	**-0.2**	**0.0**	**0.0**	**0.0**
Advanced Economies	**1.9**	**1.8**	**1.7**	**0.0**	**0.0**	**0.2**	**0.0**
United States	2.1	2.3	2.1	-0.1	0.1	0.2	0.0
Euro Area	1.4	1.1	1.2	-0.2	-0.2	-0.1	-0.2
Germany	0.2	0.8	1.2	-0.3	-0.3	-0.1	-0.3
France	0.9	0.9	0.9	-0.1	-0.3	0.0	-0.3
Italy	0.5	0.5	0.5	-0.2	-0.2	-0.3	-0.1
Spain	2.8	2.1	1.8	-0.2	-0.1	0.1	0.1
Japan	1.2	0.7	0.6	0.0	0.0	0.1	0.0
United Kingdom	1.3	0.8	1.3	-0.5	-0.2	-0.5	-0.2
Canada	1.7	1.5	1.9	-0.1	0.0	0.0	0.0
Other Advanced Economies[2]	3.0	2.6	2.2	0.6	0.1	0.6	0.1
Emerging Market and Developing Economies	**4.4**	**3.9**	**4.2**	**-0.3**	**0.1**	**-0.1**	**0.0**
Emerging and Developing Asia	5.5	4.9	4.8	-0.1	0.0	0.2	0.0
China	5.0	4.4	4.0	-0.1	0.0	0.2	-0.2
India[3]	7.6	6.5	6.5	0.1	0.1	0.3	0.1
Emerging and Developing Europe	2.0	2.0	2.1	-0.3	-0.3	-0.2	-0.3
Russia	1.0	1.1	1.1	0.3	0.1	0.1	0.0
Latin America and the Caribbean	2.4	2.3	2.7	0.1	0.0	0.0	0.1
Brazil	2.3	1.9	2.0	0.3	-0.3	0.0	-0.2
Mexico	0.6	1.6	2.2	0.1	0.1	0.1	0.2
Middle East and Central Asia	3.6	1.9	4.6	-2.0	0.6	-1.9	0.8
Saudi Arabia	4.5	3.1	4.5	-1.4	0.9	-0.9	1.3
Sub-Saharan Africa	4.5	4.3	4.4	-0.3	-0.2	-0.1	-0.1
Nigeria	4.0	4.1	4.3	-0.3	0.2	-0.1	0.3
South Africa	1.1	1.0	1.3	-0.4	-0.2	-0.2	-0.2
Memorandum							
World Growth Based on Market Exchange Rates	2.9	2.6	2.6	-0.2	0.0	0.0	-0.1
European Union	1.6	1.3	1.4	-0.2	-0.2	-0.1	-0.2
ASEAN-5[4]	4.5	4.1	4.4	-0.1	0.0	0.0	0.1
Middle East and North Africa	3.2	1.1	4.8	-2.8	0.8	-2.6	1.1
Emerging Market and Middle-Income Economies	4.4	3.8	4.1	-0.3	0.0	-0.1	0.0
Low-Income Developing Countries	4.8	4.8	4.9	-0.3	-0.2	-0.2	-0.4
World Trade Volume (goods and services)	**5.1**	**2.8**	**3.8**	**0.2**	**0.7**	**0.5**	**0.7**
Imports							
Advanced Economies	4.7	2.6	3.1	0.8	0.8	1.3	0.9
Emerging Market and Developing Economies	5.7	2.7	4.9	-0.9	0.4	-1.3	0.2
Exports							
Advanced Economies	3.7	2.5	2.7	0.4	0.3	0.8	0.4
Emerging Market and Developing Economies	7.4	3.5	5.4	-0.1	1.2	0.2	1.3
Commodity Prices							
Oil[5]	-14.4	21.4	-7.6	29.9	-7.7	25.9	-7.4
Nonfuel (average based on world commodity import weights)	9.6	21.7	1.9	14.2	1.0	17.6	1.3
World Consumer Prices[6]	**4.1**	**4.4**	**3.7**	**0.6**	**0.3**	**0.7**	**0.3**
Advanced Economies[7]	2.5	2.8	2.2	0.6	0.1	0.6	0.1
Emerging Market and Developing Economies[6]	5.2	5.5	4.6	0.7	0.3	0.8	0.4

Source: IMF staff estimates.

Note: Real effective exchange rates are assumed to remain constant at the levels prevailing from February 10, 2026, to March 10, 2026. Economies are listed on the basis of economic size. The aggregated quarterly data are seasonally adjusted. WEO = *World Economic Outlook*.

[1] Difference based on rounded figures for the current, January 2026 WEO *Update*, and October 2025 WEO forecasts.
[2] Excludes the Group of Seven (Canada, France, Germany, Italy, Japan, United Kingdom, United States) and euro area countries.
[3] For India, data and forecasts are presented on a fiscal year basis, and GDP from 2022 onward is based on GDP at market prices with fiscal year 2022/23 as a base year.
[4] Indonesia, Malaysia, the Philippines, Singapore, and Thailand.
[5] Simple average of prices of UK Brent, Dubai Fateh, and West Texas Intermediate crude oil. The average price of oil in US dollars a barrel was $67.74 in 2025; the assumed price, based on futures markets, is $82.22 in 2026 and $75.97 in 2027.
[6] Excludes Venezuela. See the country-specific note for Venezuela in the "Country Notes" section of the Statistical Appendix.
[7] The assumed inflation rates for 2026 and 2027, respectively, are as follows: 2.6 percent and 2.2 percent for the euro area, 2.2 percent and 2.3 percent for Japan, and 3.2 percent and 2.1 percent for the United States.

The war and its direct implications are capturing everyone's immediate attention, but Countries should not lose sight of the need to invest in durable sources of growth. Recent developments in artificial intelligence, most recently with the arrival of agentic AI, raise the prospect of very meaningful productivity gains—the ultimate driver of standards of living. Yet the transition could be challenging. Financial markets' enthusiasm for these

technologies may well have run ahead of fundamentals, raising concerns about potential price correction. Moreover, a rapid technological transformation could render many jobs obsolete, potentially slowing aggregate demand.

A comprehensive policy package would combine measures that countries are required to take on their own and measures that countries should pragmatically work together to implement to enhance resilience and foster agility and adaptability. This first and foremost involves preserving price and financial stability, safeguarding fiscal sustainability, and implementing structural reforms without further delay.

Source – World economic outlook (International Monetary Fund) April 2026

Indian economic review and outlook

As India enters FY27, the economic environment faces headwinds from growing tensions in the Middle East and trade policy uncertainty. However, the broader trajectory remains resilient and firmly anchored in long-term capability building. The foundations of growth continue to broaden, shaped by stable policy conditions, stronger industrial engagement and a domestic economy that retains underlying confidence. Despite global moderation and geopolitical flux, India's outlook reflects steady structural progress and measured policy stewardship.

India's external engagement is entering a strategic phase, driven by its repositioning within evolving global value chains. A large domestic market, ongoing trade integration through FTAs and a competitively priced, skilled workforce are reinforcing India's role as a dependable partner in a world increasingly focused on supply chain resilience. Geopolitical concerns in the Middle East and the resulting disruptions to oil transportation are accelerating the country's search for stable alternative energy-sourcing hubs. At the same time, an uncertain trade policy environment is prompting a diversification of export destinations.

Together, these dynamics are opening up new opportunities for India across trade, logistics and investment flows. Beyond these near-term developments, the country's ambition is most evident in its pursuit of next-generation economic pillars. National missions in semiconductors, green hydrogen, advanced electronics, critical minerals, and clean energy are laying the groundwork for new industrial ecosystems. Parallel reforms, from GST 2.0 to credit and compliance innovations for MSMEs and startups, are expanding the productive frontier, supporting formalisation and accelerating the transition towards a more competitive and innovation-led economy. These initiatives reflect a deliberate shift from incremental progress to ecosystem-level transformation.

Real growth, stable outlook

Despite elevated oil prices and an uncertain trade policy environment, India has retained its growth momentum, with growth projected at 6.5 per cent in FY27. Although this is lower than last year, it remains better than that of other major economies. This increasingly reflects India's capacity to absorb external shocks while progressively strengthening the structural drivers that underpin long-term growth.

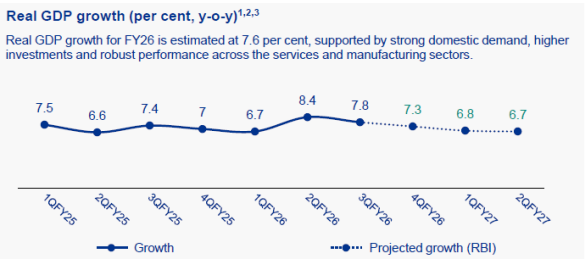

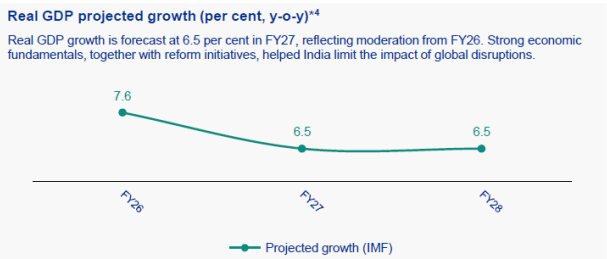

A diversified sector mix continues to support overall economic stability. Services account for a significant share of activity due to their scale and competitiveness, while manufacturing performance has improved, supported by domestic demand and a more varied export base. This balance across sectors helps absorb short-term variability and contributes to more consistent economic outcomes.

The composition of demand is also shifting gradually. While private consumption eased slightly in FY26, gross fixed capital formation, a proxy for investment, maintained relatively better growth. This momentum could receive further support from domestic policy reforms and a sustained government push toward capital investment. On the external front, exports recorded modest but positive growth despite heightened global uncertainties and are likely to benefit from recently signed FTAs.

Easing inflation and repo rate support market growth and expansion

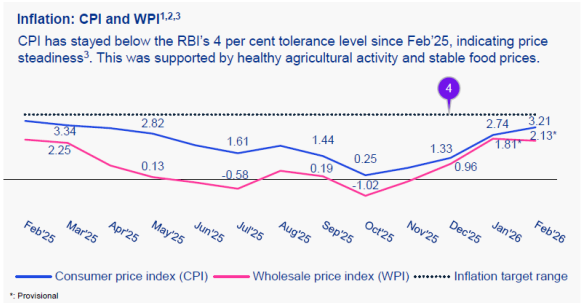

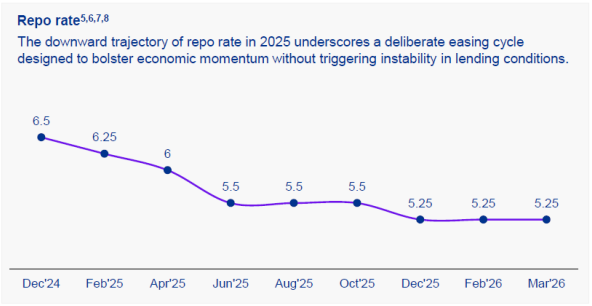

Engines of India's economic growth

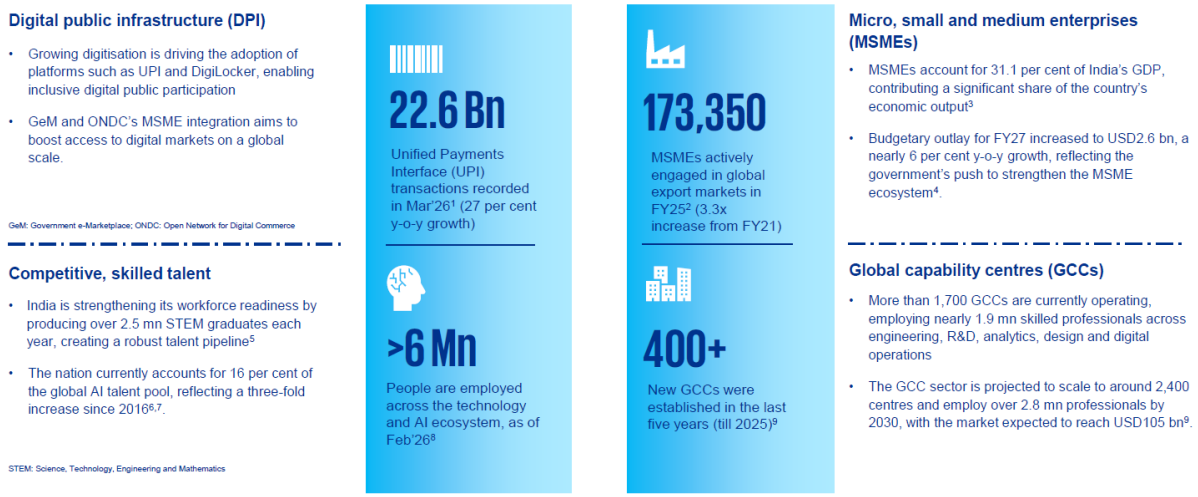

Way forward

Boosting MSME competitiveness

- MSME sector is estimated to broadly have an addressable credit gap of about USD213 to 266 bn. India aims to close the credit gap by reforming guarantee schemes, scaling NBFCs and leveraging digital lending platforms for faster access to finance
- India is driving MSME formalisation through platforms such as GST Sahay and Udyam Assist Platform while enabling global integration through e-commerce export hubs, stronger supply chains and sector-specific innovation incentives.

Promoting cross-border digital trade through DPI

- India is advancing efforts to expand the global reach of DPI, fostering interoperable identity, payments and data exchange to lower transaction costs and speed up e-commerce exports.
- The country is promoting DPI adoption through initiatives such as India Stack Global, establishing a global DPI repository and formalising collaborations via MoUs with over 10 countries.

Strengthening bilateral trade and strategic alliances

- In FY26, India deepened its trade partnerships by signing agreements or concluding negotiations with several major economies, including the U.K. (Jul'25), Oman (Dec'25), New Zealand (Dec'25), the EU (Jan'26), to secure tariff-free market access and attract substantial investment commitments.
- While the agreement with the U.S. remains at an interim stage (Feb '26), India is also pursuing ongoing trade negotiations with Canada, Peru, Chile, Qatar, Mexico and the GCC countries such as Bahrain, Oman, Kuwait, Qatar, Saudi Arabia and the UAE

Expanding space and defence capabilities

- India is strengthening its space ecosystem through IN-SPACe reforms, enabling private participation in satellite launches, remote sensing and global partnerships
- The nation is advancing indigenous R&D and advanced technology to achieve USD5.3 bn in defence exports by 2029, supported by iDEX and policy measures such as raising FDI in the defence sector to 100 per cent via government routes.

Source – Decoding the Indian economy FY2026 by KPMG April 2026

NBFC Sector

India's financial ecosystem has evolved as one of the most dynamic and technology-driven systems globally. The Indian banking sector, supported by strong capitalisation, improved asset quality, and enhanced governance standards, continues to anchor economic stability. At the same time, non-banking financial companies (NBFCs) have emerged as critical last-mile credit providers, deepening financial penetration and enabling inclusive growth.

The regulatory landscape, led by the Reserve Bank of India, has played a transformative role in strengthening risk management frameworks, enhancing customer protection, and fostering responsible innovation. Progressive measures in regulatory risk management, digital lending guidelines, and customer safety mechanisms have reinforced systemic stability while encouraging responsible growth.

NBFCs continue to play a pivotal role in expanding credit access, particularly in retail and MSME segments, growing faster than banks and steadily increasing their market share. However, asset quality pressures, especially in unsecured lending, have led to elevated credit costs and moderated profitability. While headline delinquencies remain controlled through accelerated write-offs, sustainable growth will depend on disciplined underwriting, stronger risk governance, and diversification of funding sources.

AUM growth trends and outlook

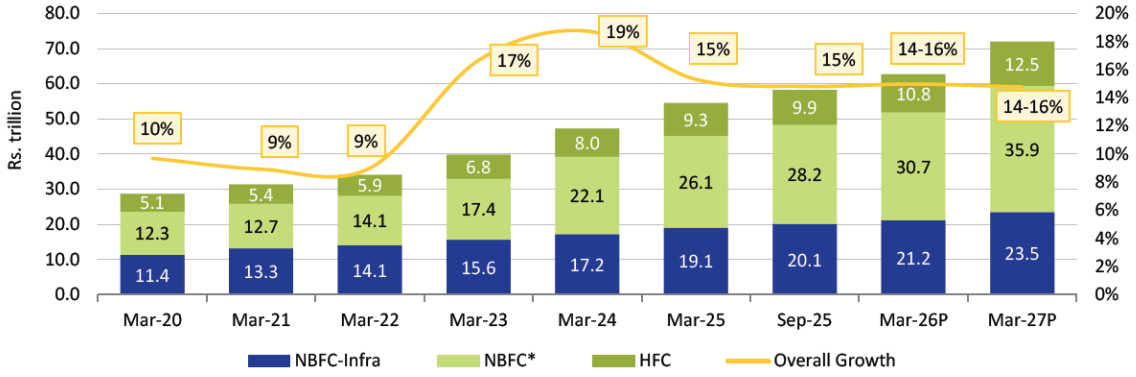

Source: ICRA Research; NBFC – NBFC-Retail/Wholesale; HFC – Housing finance companies; NBFC-Infra – NBFC-Infrastructure finance companies; Sector – NBFC-Retail/Wholesale, HFC-Retail/Wholesale, NBFC-Infra; Sammaan Capital Limited and Piramal Finance Limited have been reclassified under NBFCs and excluded from HFCs*

The assets under management (AUM) of the overall NBFC sector (including housing finance companies; HFCs) crossed a significant milestone of Rs. 50 trillion in FY2025 and is anticipated to expand to Rs. 70 trillion by the end of FY2027. Within the NBFC sector, Retail-NBFC (i.e. including HFCs but excluding NBFC Infra and Wholesale) AUM is forecasted to reach close to Rs. 45 trillion by FY2027, as this remains the fastest-growing segment. Overall, NBFCs would continue to sustain their growth at a significantly faster pace than the banking sector, increasing their share in the overall credit in the domestic market. On a segment-wise basis, NBFC-Retail is expected to expand at a slightly slower pace of 17-19% in FY2026 and 16-18% in FY2027, down from the 19% YoY growth in FY2025.

Downside risks to sectoral growth could emerge if global trade uncertainties accentuate the impact on domestic economic activity in the near term. On a positive note, the recent GST rationalisation by the Government of India (GoI) has played its part in sustaining consumer demand and provided some support to credit growth in the near term. The sector continues to witness some pressure from the weakened asset quality performance of unsecured and small-ticket loans; consequently, growth continued to be at a moderated level of 15% YoY in H1 FY2026 compared to 17-19% during FY2023-FY2024. Going forward as well, it is likely to be 14- 16% YoY in FY2026 and FY2027.

Asset Quality Metrics of NBFCs

NBFCs – Gross stage 3 (GS3) + Write-offs (for the fiscal)

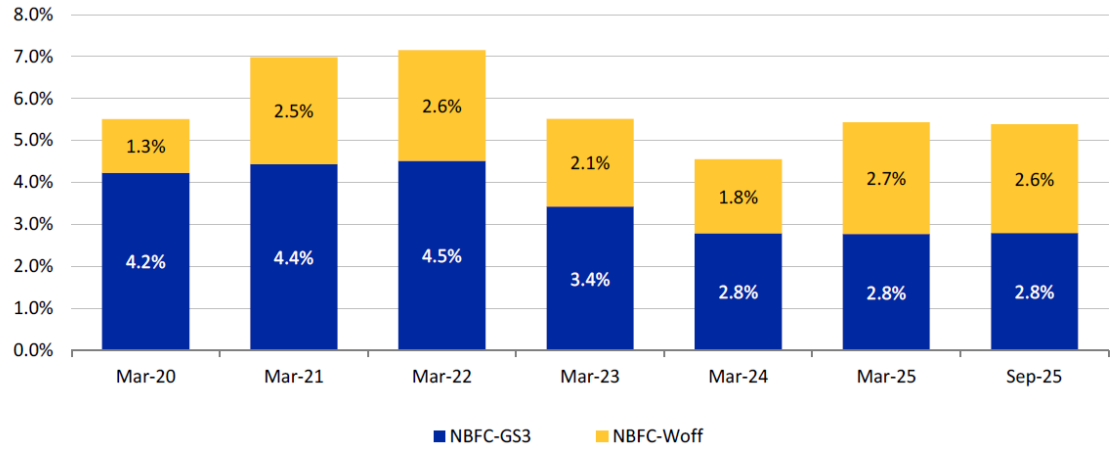

The asset quality of NBFCs has been under pressure over the last two years, with slippages increasing across most segments. Entities have preferred to undertake accelerated technical write-offs to keep the quantum of stressed loans on their balance sheets under control. As such, while delinquencies have inched up slowly, the overall headline sectoral delinquencies remained controlled during this period.

Unsecured segments such as microfinance, unsecured/quasi-secured small and medium enterprise (SME) loans, and personal loans (PLs) – consumer loans (CLs) have been the most impacted. Secured segments such as vehicle financing and loan against property (LAP) are also witnessing moderate increases in delinquencies on account of seasoning impact as growth slows down. Further, stress is seen in cases where borrower profiles overlap with the unsecured segments, resulting in overleveraging of these borrowers at the household level. Overall, ICRA expects credit costs in the sector to increase by 10-30 bps in FY2026, though it is expected to stabilise and remain range-bound in FY2027.

Key earnings parameters of NBFCs

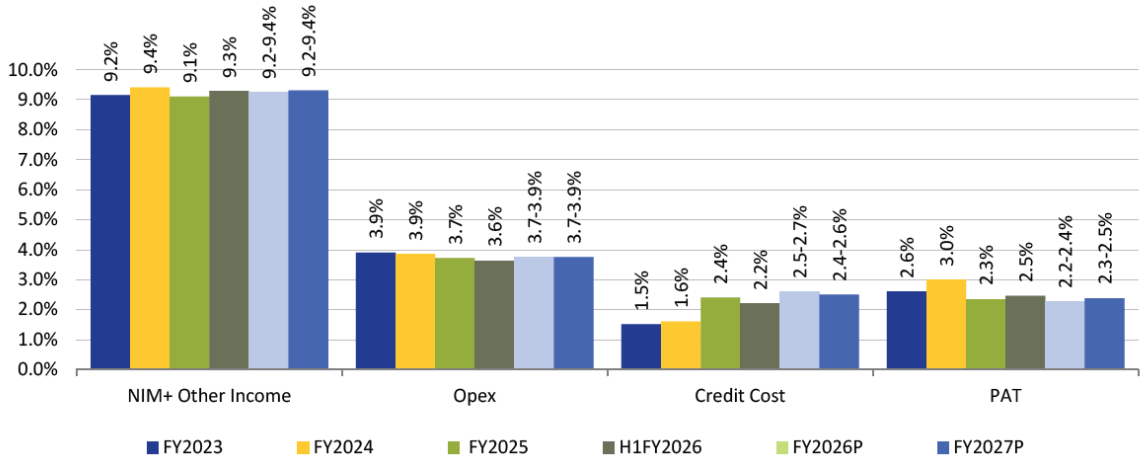

Net Interest Margins (NIMs) are largely expected to remain stable in the near term, notwithstanding the improvement in the cost of funds of entities. This is on account of some moderation in the share of higher-yielding products (predominantly the unsecured segment) due to asset quality concerns. Operating costs are expected to remain range-bound in the current fiscal.

However, credit costs would remain elevated in FY2026, as entities continue to be weighed down by asset quality concerns. Overall, the net profitability of NBFCs is expected to moderate slightly in FY2026. ICRA anticipates a decline in credit costs in FY2027 as asset quality pressures ease down. Consequently, the net profitability shall improve from the FY2026 level.

MSME Lending

Over the last few years, MSME lending has increasingly emerged as a key driver of overall bank credit growth, supported by formalisation, digitisation of cash flows, and targeted policy support. For instance, MSME credit growth outpaced several other segments in FY2025. The credit outstanding of SCBs to MSMEs (industries) grew by a healthy 28.9% YoY to Rs. 14.4 lakh crore as on December 31, 2025 compared to the YoY growth rate of 11.7% in FY2025. In 9M FY2026, MSMEs (industries) contributed around 15% to incremental bank credit, similar to the 15% share in FY2025.

Trend in non-food bank credit and its constituents

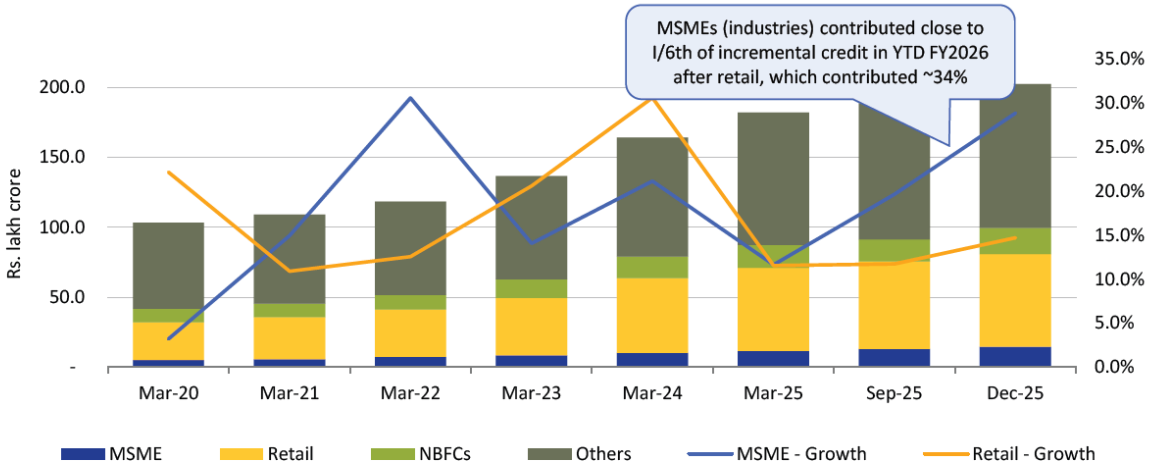

Source: ICRA Research, RBI

This trend reflects: (a) improving lender confidence as portfolio performance stabilises in parts of the MSME book, and (b) increasing borrower willingness to engage with formal credit as documentation, digital payments, and data trails strengthen.

However, the MSME credit opportunity remains structurally underserved. Even where formal credit has expanded, demand continues to exceed supply, creating a large addressable market for banks, NBFCs and fintech led partnerships. While credit flow to the MSME sector has improved significantly, SIDBI's report on this sector broadly estimates the addressable credit gap for the sector at ~Rs. 30 lakh crore.

Source – ICRA–ASSOCHAM Joint report on Sustainable Financial Ecosystem for Viksit Bharat-March 2026

Company's Performance Review – FY 2025-26

Financial and Operational Performance

Financial Performance

The Financial performance of the Company for the Financial Year ended on March 31, 2026 is summarized below:

Particulars		**(Rs. in lakh)**
	2025-26	**2024-25**
Income:		
Revenue from operations	92,141.95	76,226.85
Other Income	68.72	6.86
Total Income	**92,210.67**	**76,233.71**
Total Expenditure	**69,999.63**	**51,381.10**
Profit / (Loss) before Tax	22,211.04	24,852.61
Less: Tax expenses	**5,680.98**	**6,352.29**
Profit after Tax	**16,530.06**	**18,500.32**
Other Comprehensive Income	36.71	8.78
Total Comprehensive Income for the year	**16,566.77**	**18,509.10**

These results reflect the Company's resilience and ability to navigate challenges even in a complex and challenging external environment.

The moderation in profit was driven by challenging macro environment and market conditions in the retail and MSME lending sectors across the industry. The Company consciously prioritized asset quality, prudent provisioning and portfolio resilience over short-term profitability supported by disciplined underwriting and calibrated credit growth.

Assets Under Management and Profit After Tax

During the Financial Year 2025-26, your Company has recorded steady growth in Gross Assets Under Management. The Gross Assets Under Management as on March 31, 2026 stood at Rs. 3,82,792.45 lakh as against Rs. 3,47,717.46 lakh as on March 31, 2025 with an annual growth of 10%, while the Profit after Tax (PAT) de-grew by 11% to Rs. 16,530.06 lakh as compared to Rs. 18,500.32 lakh in the Financial Year 2024-25.

Over the past five years, AUM and PAT have demonstrated a strong Compound Annual Growth Rate (CAGR) of 42% and 55% respectively.

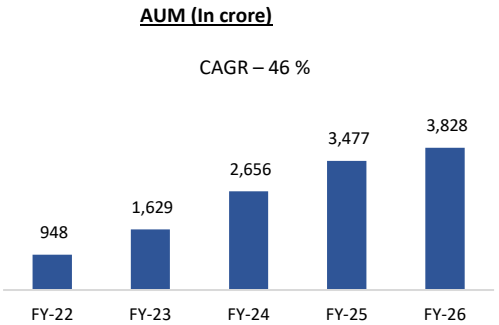

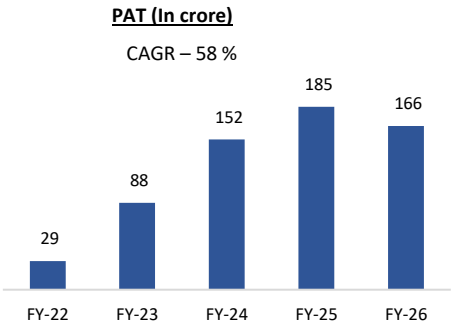

Disbursements

During the Financial Year 2025-26, your Company has disbursed Rs. 1,16,198.38 lakh of loans as compared to Rs. 1,39,692.81 lakh in the Financial Year 2024-25, thereby registering a degrowth of 17%.

Net worth

Your Company's Net worth stood at Rs. 2,11,087.33 lakh as on March 31, 2026 as compare to Rs. 1,94,436.33 lakh as on March 31, 2025.

The Earnings per share

The Earnings per share was Rs. 83.69 /- in Financial Year 2025-26 as against Rs. 99.32 /- in the Financial Year 2024-25.

Non-performing Asset (NPA)

Your Company is in strict adherence to the provisions of Guidelines issued by the RBI along with the Indian Accounting Standards (Ind AS) with respect to computation of NPA. Your Company's assets have been classified based on the expected performance. The Gross NPA and Net NPA of the Company as on March 31, 2026, were 3.22% and 1.94% respectively as against 2.39% and 1.41% as on March 31, 2025.

The marginal increase in the NPA levels during the Financial Year 2025-26 was primarily attributable to external macroeconomic headwinds, including global geopolitical uncertainties, job market volatility and resultant financial stress within the unorganized sector. Furthermore, the Company witnessed isolated challenges in specific regional geographies, which impacted borrower cash flows and collection efficiencies.

To proactively address these challenges, the Company has implemented several robust strategic and structural interventions to protect asset quality:

- The Company has strengthened its credit strategy by adopting micro-market-focused approach. Management has consciously calibrated and reduced its incremental exposure in stressed regions while initiating rigorous operational reviews of underperforming branches.

- The organizational framework has been fortified by separating and establishing independent Risk and Sales verticals, led by newly onboarded seasoned senior professionals.

- The collection function has been comprehensively revamped with a clearer hierarchy, enhanced accountability structures, and targeted ground-level interventions.

Despite anticipated industry-wide cost pressures in the upcoming year, the Management remains highly confident in the Company' ability to navigate these external challenges, recover dues efficiently and ensure a resilient and high-quality portfolio moving forward.

Capital Adequacy

As on March 31, 2026, the Capital adequacy ratio stood at 43.37% comprising of Tier I Capital Ratio of 43.02% and Tier II Capital Ratio of 0.35%, exceeding the minimum regulatory requirement of 15% as mentioned in the Reserve Bank of India (Non-Banking Financial Companies – Prudential Norms on Capital Adequacy) Directions, 2025.

Resource Mobilization

During the Financial Year 2025-26, the Company received aggregate fresh loan sanctions amounting to Rs. 1,25,900 lakh from the Banks and has availed loans aggregating to Rs. 1,18,000 lakh. The outstanding amount of borrowings inclusive of associated liabilities in respect of securitisation transactions as at March 31, 2026 were Rs. 2,75,640.06 lakh.

Your Company did not issue any Commercial Papers or other short-term instruments during the Financial Year 2025-26.

Branch Network

The Company further expanded its geographical presence by reaching out to underserved/unserved semi urban and rural areas and increased its footprint by opening new branches and making it more accessible to its customers. During the Financial year 2025-26, the Company has strengthened its presence across 16 States and 1 Union Territory with a network of more than 450 branches.

SCOT Analysis of the Company

Strengths	Challenges	Opportunities	Threats
Ability to appraise the informal segment with prudent asset quality	Overall economic downturn	Credit gap in rural and semi-urban regions	Economic vulnerability owing to global challenge due to outbreak of war in middle east along with policy uncertainties by Central Banks
Strong liquidity cushion		Large unserved and underserved markets	Inflation pressure
Positive ALM and no short-term borrowing			
Support of marquee Investors			Rising delinquencies across the sector

Human Resources

The Company believes that its competitive advantage lies in its people. The Company's people bring to the stage multi-sectoral experience, technological experience and domain knowledge.

The Company always takes decisions in alignment with the professional and personal goals of employees, achieving an ideal work-life balance and enhancing pride in association. During the Financial Year 2025-26, the Company onboarded seasoned professionals in its senior leadership team, further strengthening its leadership capabilities, strategic execution and organizational growth. The Company's employee count (on roll) stood at 5,118 as on March 31, 2026.

Risk Management

The Company operates in a financial services business, inherently exposed to various risks. To mitigate these risks, the Company has formulated and implemented a robust risk management framework, guided by a Board-approved Risk Management Policy. This framework enables identification, assessment, monitoring, and mitigation of risks to key business objectives.

The Board of Directors provides oversight on all risks, supported by specialized committees. The Risk Management Committee assists the Board in overseeing risk identification, evaluation, and mitigation, while the Asset Liability Management Committee (ALCO) ensures effective management of liquidity and interest-rate risks within defined limits.

The Company's risk management framework as detailed in Board's report, involves proactive identification and monitoring of key risks, including operational, liquidity, credit, interest rate, compliance, market, reputation, strategic, information technology risks. By closely tracking these risks, the Company maintains its stability and resilience. This framework ensures disciplined risk assessment, measurement, and continuous monitoring, enabling the Company to navigate the complexities of the financial services industry.

Pursuant to the Reserve Bank of India (Non-Banking Financial Companies – Prudential Norms on Capital Adequacy) Directions, 2025, NBFCs are required to have an Internal Capital Adequacy Assessment Process ('ICAAP') in place. The objective of ICAAP is to ensure availability of adequate capital to support all risks in business as also to encourage NBFCs to develop and use better internal risk management techniques for monitoring and managing their risks. Accordingly, the Company has in place an ICAAP policy.

Internal Control Systems and their Adequacy

The Company believes that internal control is a necessary prerequisite of Governance and that freedom should be exercised within a framework of checks and balances. Therefore, the Company has a well-established internal control framework, which is designed to continuously assess the adequacy, effectiveness and efficiency of financial and operational controls. Periodic audit of all functions is carried out by the internal auditors thereby ensuring regulatory compliance of various applicable statutes as well as internal guidelines and policies.

The management is committed to ensure an effective internal control environment, commensurate with the size and complexity of the business, which provides an assurance on compliance with internal policies, applicable laws, regulations and protection of resources and assets. The Company policies are reviewed periodically in line with the dynamic business environment and regulatory requirements. The Board reviews adherence to internal control systems and internal audit reports.

Based on the framework of internal financial controls and compliance systems established and maintained by the Company, work performed by the Internal, Statutory, Secretarial and IS Auditors and the reviews performed by management and the Audit Committee, Company has sound internal financial controls which are commensurate with the nature and size of the business operations and are adequate and operating effectively with no material weakness.

Credit Rating

The credit ratings continue to reflect your Company's healthy earning profile, adequate capitalization, strong net worth base and steady improvement in its scale of operations. The Credit Rating details of the Company as on March 31, 2026 are as follows:

Type of instrument	Rating	Name of credit rating agency
Long term Bank Facilities	ACUITE A+ | Positive	Acuite Ratings & Research Limited
Bank Overdraft	CARE A | Stable	CARE Ratings Limited
Long term Bank Facilities	CARE A | Stable	CARE Ratings Limited

Cautionary Statement

The statement made in this section describes the Company's objectives, projections, expectation and estimations which may be 'forward looking statements' within the meaning of applicable laws and regulations. Forward– looking statements are based on certain assumptions and expectations of future events. The Company cannot guarantee that these assumptions and expectations are accurate or will be realized by the Company. Actual result could differ materially from those expressed in the statement or implied due to the influence of external factors which are beyond the control of the Company. The Company assumes no responsibility to publicly amend, modify or revise any forward-looking statements on the basis of any subsequent developments.

Date: April 30, 2026
Place: Jaipur

For and on Behalf of the Board of Directors
For Finova Capital Private Limited

Sd/-
Mohit Sahney
Managing Director and CEO
DIN: 07280918

Sd/-
Sunita Sahney
Executive Director
DIN: 02395354

Registered Office: 702, Seventh Floor, Unique Aspire
Plot No. 13-14 Cosmo Colony, Amrapali Marg
Vaishali Nagar, Jaipur-302021 (Rajasthan)
CIN: U65993RJ2015PTC048340
Website: www.finova.in
Email: info@finova.in

Annexure II

Form No. MR-3

SECRETARIAL AUDIT REPORT

FOR THE FINANCIAL YEAR ENDED MARCH 31, 2026

[Pursuant to section 204(1) of the Companies Act, 2013 and Rule No. 9 of the Companies (Appointment and Remuneration of Managerial Personnel) Rules, 2014]

To,
The Members,
Finova Capital Private Limited
702, Seventh Floor, Unique Aspire,
Plot No. 13-14 Cosmo Colony, Amrapali Marg, Vaishali Nagar,
Jaipur– 302021 (Rajasthan)

We have conducted the secretarial audit of the compliance of applicable statutory provisions and the adherence to good corporate practices by **Finova Capital Private Limited** (hereinafter called '**the Company**'). Secretarial Audit was conducted in a manner that provided us a reasonable basis for evaluating the corporate conducts/statutory compliances and expressing our opinion thereon.

Based on our verification of the Company's books, papers, minute books, forms and returns filed and other records maintained by the Company and also the information provided by the Company, its officers, agents and authorized representatives during the conduct of secretarial audit, the explanations and clarifications given to us and the representations made by the Management, we hereby report that in our opinion, the Company has, during the audit period covering the Financial Year ended on March 31, 2026 ('**Audit Period**') complied with the statutory provisions listed hereunder and also that the Company has proper Board-processes and compliance-mechanism in place to the extent, in the manner and subject to the reporting made hereinafter:

We have examined the books, papers, minute books, forms and returns filed and other records maintained by the Company for the Financial Year ended on March 31, 2026 according to the provisions of:

(i) The Companies Act, 2013 ('the Act') and the rules made thereunder;
(ii) The Securities Contracts (Regulation) Act, 1956 ('SCRA') and the rules made thereunder **(Not applicable to the Company during the Audit Period)**;
(iii) The Depositories Act, 1996 and the Regulations and Bye-laws framed thereunder;
(iv) Foreign Exchange Management Act, 1999 and the rules and regulations made thereunder to the extent of Foreign Direct Investment, Overseas Direct Investment and External Commercial Borrowings **(Overseas Direct Investment and External Commercial Borrowing not applicable to the Company during the Audit Period)**;
(v) The following Regulations and Guidelines prescribed under the Securities and Exchange Board of India Act, 1992 ('SEBI Act'): -
    (a) The Securities and Exchange Board of India (Substantial Acquisition of Shares and Takeovers) Regulations, 2011 **(Not applicable to the Company during the Audit Period)**;
    (b) The Securities and Exchange Board of India (Prohibition of Insider Trading) Regulations, 2015 **(Not applicable to the Company during the Audit Period)**;
    (c) The Securities and Exchange Board of India (Issue of Capital and Disclosure Requirements) Regulations, 2018 **(Not applicable to the Company during the Audit Period);**
    (d) The Securities and Exchange Board of India (Share Based Employee Benefits and Sweat Equity) Regulations, 2021 **(Not applicable to the Company during the Audit Period);**
    (e) The Securities and Exchange Board of India (Issue and Listing of Non-Convertible Securities) Regulations, 2021 **(Not applicable to the Company during the Audit Period)**;
    (f) The Securities and Exchange Board of India (Registrars to an Issue and Share Transfer Agents) Regulations, 1993 regarding Companies Act and dealing with client **(repealed w.e.f. December 16, 2025)**;
    (g) The Securities and Exchange Board of India (Registrars to an Issue and Share Transfer Agents) Regulations, 2025 regarding Companies Act and dealing with client **(notified on December 16, 2025)**;

(h) The Securities and Exchange Board of India (Delisting of Equity Shares) Regulations, 2021 **(Not applicable to the Company during the Audit Period);**

(i) The Securities and Exchange Board of India (Buy-back of Securities) Regulations, 2018 **(Not applicable to the Company during the Audit Period);** and

(j) The Securities and Exchange Board of India (Listing Obligations and Disclosure Requirements) Regulations, 2015 **(Not applicable to the Company during the Audit Period)**.

(vi) As confirmed, following other laws are specifically applicable to the Company for which the Management has confirmed that the Company has devised proper systems to ensure compliance with the provisions of all applicable laws and that such systems are adequate and operating effectively:

(a) The Reserve Bank of India Act, 1934;

(b) The Reserve Bank of India (Non-Banking Financial Companies-Governance) Directions, 2025 and other Directions issued by the Reserve Bank of India, as applicable to the Company and as amended from time to time.

We have also examined compliance with the applicable clauses of the following:

i. Secretarial Standards issued by The Institute of Company Secretaries of India;

ii. The Listing Agreements entered into by the Company with Stock Exchange **(Not Applicable to the Company during the Audit Period)**

During the Audit Period the Company has complied with the provisions of the Act, Rules, Regulations, Guidelines, Standards, etc. mentioned above**.**

We further report that

The Board of Directors of the Company is duly constituted with proper balance of Executive Directors, Non-Executive Directors and Independent Directors. The changes in the composition of the Board of Directors that took place during the Audit Period were carried out in compliance with the provisions of the Act.

Adequate notice is given to all Directors to schedule the Board Meetings, agenda and detailed notes on agenda were sent at least seven days in advance and a system exists for seeking and obtaining further information and clarifications on the agenda items before the meeting and for meaningful participation at the meeting.

Majority decision is carried through while the dissenting members' views, if any, are captured and recorded as part of the minutes.

We further report that there are adequate systems and processes in the company commensurate with the size and operations of the company to monitor and ensure compliance with applicable laws, rules, regulations and guidelines.

We further report that during the Audit Period the Company has duly passed the resolution pursuant to Section 42 and 71 of the Act for approving the issue of Non-Convertible Debentures for an amount not exceeding Rs. 500,00,00,000/- (Rupees Five Hundred Crores Only) on a private placement basis in one or more tranches.

Place: Jaipur
Date: April 30, 2026
UDIN: F003355H000239910

For V. M. & Associates
Company Secretaries
(ICSI Unique Code P1984RJ039200)
PR 5447 / 2024
Sd/-
CS Manoj Maheshwari
Partner
Membership No.: FCS 3355
C P No.: 1971

Note: This report is to be read with our letter of even date which is annexed as **'Annexure A'** and forms an integral part of this report.

Annexure A

To,
The Members,
Finova Capital Private Limited
702, Seventh Floor, Unique Aspire,
Plot No. 13-14 Cosmo Colony,
Amrapali Marg, Vaishali Nagar,
Jaipur– 302021 (Rajasthan)

Our report of even date is to be read along with this letter.

1. Maintenance of secretarial record is the responsibility of the management of the company. Our responsibility is to express an opinion on these secretarial records based on our audit.
2. We have followed the audit practices and processes as were appropriate to obtain reasonable assurance about the correctness of the contents of the Secretarial records. The verification was done on test basis to ensure that correct facts are reflected in secretarial records. We believe that the processes and practices, we followed provide a reasonable basis for our opinion.
3. We have not verified the correctness and appropriateness of financial records and Books of Accounts of the company.
4. Wherever required, we have obtained the Management representation about the compliance of laws, rules and regulations and happening of events etc.
5. The compliance of the provisions of Corporate and other applicable laws, rules, regulations, standards is the responsibility of management. Our examination was limited to the verification of procedures on test basis.
6. The Secretarial Audit Report is neither an assurance as to the future viability of the company nor of the efficacy or effectiveness with which the management has conducted the affairs of the company.

Place: Jaipur
Date: April 30, 2026
UDIN: F003355H000239910

For V. M. & Associates
Company Secretaries
(ICSI Unique Code P1984RJ039200)
PR 5447 / 2024

Sd/-
CS Manoj Maheshwari
Partner
Membership No.: FCS 3355
C P No.: 1971

Annexure III

CORPORATE GOVERNANCE REPORT

1. Our Philosophy on Code of Governance

Your Company has a firm conviction that good Corporate Governance practices are powerful enablers, which infuse trust and confidence, that attract and retain financial and human capital, thereby your Company adheres to the highest standards of governance and is committed to ethical values, sustainable business practices, driving positive change in the areas in which it operates and committed to transparency in all its dealings and creating shared value for all its stakeholders.

Your Company's philosophy of corporate governance places high emphasis on integrity and transparency to generate long-term value for its stakeholders and retain investor trust. The governance processes and practices ensure that the interest of all stakeholders is taken into account in a balanced and transparent manner and are firmly embedded into the culture and ethos of the organisation.

Your Company has an active, dynamic, experienced and a well-informed Board. Through its governance mechanism, the Board supported by its committees, fulfils its fiduciary duties towards all its stakeholders that support ethical leadership, sustainability and good corporate citizenship.

The corporate governance is reinforced through the Companies Act, 2013 (the "Act"), the Securities and Exchange Board of India (Listing Obligations and Disclosure Requirements) Regulations, 2015 ("SEBI LODR") to the extent applicable, the Reserve Bank of India (Non-Banking Financial Companies – Financial Statements: Presentation and Disclosures) Directions, 2025 ("RBI FS Directions") and the Reserve Bank of India (Non-Banking Financial Companies - Governance) Directions, 2025 ("RBI Governance Directions"). Even so, your Company has not only committed to follow the Corporate Governance practices embodied in various regulatory provisions but also constantly strives to adopt and adhere to the emerging best practices and benchmarks itself against such practices.

Besides, in accordance with the Reserve Bank of India (Non-Banking Financial Companies – Registration, Exemptions and Framework for Scale Based Regulation) Directions, 2025 ("RBI SBR Directions"), the Company falls under the category of Middle Layer (hereinafter referred to as "NBFC-ML") based on which the Company shall endeavour to make full disclosure in accordance with the requirement of Paragraph C of Schedule V of SEBI LODR. Accordingly, this report is prepared in accordance with the relevant provisions of Paragraph C of Schedule V of SEBI LODR to the extent applicable.

Our Corporate Governance Framework

Board of Directors

Ensures that long-term interests of stakeholders are being served
Provides strategic direction, evaluates overall performance and maintains oversight

⇩

Committee(s) of Board of Directors

Makes informed decisions in the best interest of the Company
Monitors the activities as per the scope defined in their respective Charter

Audit Committee	Nomination and Remuneration Committee	Risk Management Committee	Asset Liability Management Committee	IT Strategy Committee	Corporate Social Responsibility Committee	Executive Committee	Consumer Protection Committee	Identification Committee	Review Committee	Committee of Executives for Monitoring and Follow-Up of Cases of Frauds

⇩

Core Management Team

Ensures effective implementation of decisions taken by Board/Board Committee across all functions and teams
Provides progress updates to Board/Board Committees regularly.

2. Board of Directors

The Board of Directors ("Board") of the Company plays a significant role in upholding and furthering the principles of good governance which translates into ethical business practices, transparency and accountability in creating long term stakeholder value.

The Board of the Company consists of leaders and visionaries who provide strategic direction and guidance to the Company. The day-to-day affairs of your Company is led by the Management of your Company which includes Managing Director and CEO, Executive Director and functional heads, who function under the overall supervision and guidance of the Board.

Composition of Board

Your Company recognizes and fully embraces the importance of a diverse Board in its success. Your Company's Board consist of highly experienced professionals from diverse backgrounds, which consists of values of collaborative spirit, unrelenting dedication, expert thinking and a primary role of trusteeship to protect and enhance stakeholders' value through strategic supervision. The Board provides direction and exercises appropriate controls.

The Board of your Company has an optimum combination of Executive and Non-Executive Directors. As on March 31, 2026, the Board comprised of 7 (Seven) Directors with 2 (Two) Executive Directors and 5 (Five) Non-Executive Directors which includes 3 (Three) Nominee Directors and 2 (Two) Independent Directors.

Board Composition as on March 31, 2026

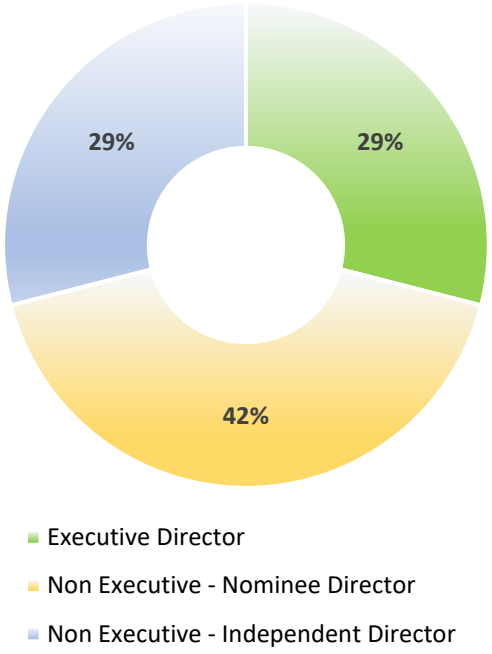

The following table lays down the composition and category of Directors including their date of appointment, DIN, other directorships including names of listed companies where they serve as directors, Committee positions held by them in other Companies and their shareholding as on March 31, 2026 in the Company:

Name of Directors, Designation and DIN	Category	Director Since	No. of Shares and convertible instruments held	Total no. of Directorships and Committee Positions held			Directorships in other listed Companies	
				[I] Directorship	[II] Committee Membership	[II] Committee Chairpersonship	Name of Equity Listed Companies	Category of Directorship
Mr. Mohit Sahney Managing Director and CEO DIN: 07280918	Promoter Executive Director	September 24, 2015	[III]28,22,751	NIL	NIL	NIL	NIL	NIL
Mrs. Sunita Sahney Executive Director DIN: 02395354	Promoter Executive Director	September 24, 2015	[III]8,09,176	NIL	NIL	NIL	NIL	NIL
Mr. Arjun Dan Ratnoo Independent Director DIN: 00802613	Non-Executive Independent Director	November 24, 2018	NIL	NIL	NIL	1	NIL	NIL
Mr. Sathyan David Independent Director DIN: 08386521	Non-Executive Independent Director	March 30, 2023	NIL	4	2	NIL	NIL	NIL
[IV] Mr. Ravi Shankar Venkataraman Ganapathy Agraharam Nominee Director DIN: 02604007	Non-Executive Non-Independent Director	April 11, 2018	NIL	6	1	NIL	NIL	NIL
[V] Mr. Aditya Deepak Parekh Nominee Director DIN: 02848538	Non-Executive Non-Independent Director	March 26, 2019	NIL	4	1	NIL	NIL	NIL
[IV] Mr. Ishaan Mittal Nominee Director DIN: 07948671	Non-Executive Non-Independent Director	April 11, 2018	NIL	2	2	NIL	Honasa Consumer Limited	Non-Executive - Nominee Director

Notes:

[I] The total number of Directorships of a Director excludes his/her Directorships in the Company, Section 8 Companies and Foreign Companies.

[II] Audit Committee and Stakeholders Relationship Committee have been considered for Chairpersonship/ Membership of Directors including the Company.

[III] Mr. Mohit Sahney holds 28,22,751 shares as on March 31, 2026 out of which 5,57,443 are Compulsorily Convertible Cumulative Preference Shares and Mrs. Sunita Sahney holds 8,09,176 shares as on March 31, 2026 out of which 3,43,889 are Compulsorily Convertible Cumulative Preference Shares.

[IV] Mr. Ishaan Mittal and Mr. Ravi Shankar Venkataraman Ganapathy Agraharam, Nominee Directors of the Company are representing Peak XV Partners Growth Investments III and Peak XV Partners Investments V, Equity Investors of the Company.

[V] Mr. Aditya Deepak Parekh, Nominee Director of the Company is representing Faering Capital India Evolving Fund II and Faering Capital India Evolving Fund III, Equity Investors of the Company.

None of the Directors on the Board of the Company have been debarred or disqualified from being appointed or continuing as Director by the Ministry of Corporate Affairs, the Securities and Exchange Board of India, the Reserve Bank of India or any such statutory authority.

The Company has received declarations from all the Independent Directors confirming that they meet the criteria of independence as prescribed under Section 149(6) of the Act read with the rules framed thereunder.

Based on disclosures received from all the Independent Directors, the Board after taking these declarations/ disclosures on record and acknowledging the veracity of the same, concluded that the Independent Directors are persons of integrity and possess the relevant expertise, proficiency and experience to qualify and continue as Independent Directors of the Company and are Independent of the Management.

Further, the Independent Directors has declared that they are not appointed as an Independent Director on the Board of more than 3 (Three) NBFCs (NBFC-ML or NBFC-UL) pursuant to the RBI Governance Directions.

None of the Independent Directors of the Company have resigned during the Financial Year 2025-26.

Further, there is no relationship between the Directors inter-se except Mrs. Sunita Sahney, Executive Director being spouse of Mr. Mohit Sahney, Managing Director and CEO of the Company.

Change in Composition of Board

The Board periodically reviews its composition to ensure that the same is closely aligned with the strategy and long-term needs of the Company. There were no changes in the composition of Board of Directors during the Financial Year 2025-26 apart from the re-appointment of Mr. Mohit Sahney, Managing Director and CEO of the Company for a term of 5 (Five) years, effective from March 08, 2026.

Further, the following change has occurred between end of the Financial Year and the date of this report.

The Peak XV Partners Investments V and Peak XV Partners Growth Investments III, Shareholders of the Company has withdrawn the nomination of Mr. Ishaan Mittal (DIN: 07948671) as Nominee Director of the Company, effective from April 28, 2026 in accordance with the provisions of the Shareholders' Agreement dated October 10, 2024. Accordingly, Mr. Ishaan Mittal (DIN: 07948671) ceased to be a Nominee Director of the Company, effective from April 28, 2026.

Board Meetings

The Board meetings are pre-scheduled and an annual calendar of the meetings is circulated to all the Directors well in advance to help them plan their schedules and ensure meaningful participation. The Board meetings are convened by giving appropriate notice well in advance and the Directors are provided with appropriate information in the form of detailed agenda notes in a timely manner, to enable them to deliberate on each agenda item and make an informed decision. The Board meets at least once in every quarter to review the quarterly results and other items on the agenda and additional meetings are held to address specific needs and business requirements of your Company. In case of business exigencies, the Board approvals are taken either by passing resolutions through circulation or convening meetings at shorter notice, as permitted by the law.

The participation in the Board and Committee meetings was also facilitated through video conferencing, to encourage effective and active involvement in the Board deliberations by Directors situated in different locations, as permitted by the law. The functional heads and other executives attend the Board and Committee meetings upon invitation on need basis.

During the Financial Year 2025-26, your Board met 4 (Four) times on April 29, 2025, July 31, 2025, October 30, 2025 and January 29, 2026. The requisite quorum was present at all the meetings and the maximum time gap between any 2 (Two) Board meetings was not more than 120 (One hundred and twenty) days.

The attendance of each Director at Board meetings held during the Financial Year 2025-26 and the previous Annual General Meeting ("AGM") held on June 20, 2025 are as below:

Name of Directors	Date of Board meetings				No. of meetings which director was entitled to attend	No. of meetings attended	Whether attended AGM held on
	1	2	3	4			June 20, 2025
	April 29, 2025	July 31, 2025	October 30, 2025	January 29, 2026			
Mr. Mohit Sahney	✓	✓	✓	✓	4	4	✓
Mrs. Sunita Sahney	✓	✓	✓	✓	4	4	✓
Mr. Arjun Dan Ratnoo	✓	✓	✓	✓	4	4	✓
Mr. Sathyan David	✓	✓	LOA	✓	4	3	X
Mr. Ravi Shankar Venkataraman Ganapathy Agraharam	✓	✓	✓	✓	4	4	X
Mr. Aditya Deepak Parekh	✓	✓	LOA	✓	4	3	X
Mr. Ishaan Mittal	✓	✓	✓	✓	4	4	X

✓ = Present; X = Absent; LOA = Leave of Absence

Core Skills/ Expertise/ Competencies of the Board of the Company

The Board possess requisite qualifications, experience and competence that allow them to contribute effectively by actively participating in the Board and Committee meetings. Having this framework, below mentioned is the matrix of core skills/expertise/competencies as required in the context of the business and sector for Company to function effectively and those actually available with the Board:

Core Skills/ Expertise/ Competencies	Board of Directors						
	1	2	3	4	5	6	7
	Mr. Mohit Sahney	Mrs. Sunita Sahney	Mr. Arjun Dan Ratnoo	Mr. Sathyan David	Mr. Ravi Shankar Venkataraman Ganapathy Agraharam	Mr. Aditya Deepak Parekh	Mr. Ishaan Mittal
Technical Skills							
Accounting and Finance	✓	✓	✓	✓	✓	✓	✓
ALM and Risk Management	✓	✓	✓	✓			
Legal and Compliance				✓			
Information Technology and Digital	✓			✓			✓
Strategic Development and Execution	✓	✓	✓	✓	✓	✓	✓
Product and Sales Management	✓						
Industry Experience							
Financial Services sector in India	✓		✓	✓		✓	
Knowledge of NBFC Sector	✓	✓	✓	✓	✓	✓	✓
Personal Attribute							
Analytical skills to diagnose situation	✓	✓	✓	✓	✓	✓	✓
Innovative thinker/ Visionary	✓	✓	✓		✓	✓	✓
Mentor	✓	✓	✓	✓	✓	✓	✓

The detailed profile of the Board is available on the Company's website and can be accessed at https://finova.in/directors.

Meeting of Independent Directors

As stipulated by the Code for Independent Directors under the Act and rules made thereunder, a separate meeting of Independent Directors was held during the Financial Year 2025-26. The meeting was conducted to enable Independent Directors, discuss matters relating to Company's affairs and put forth their views without the presence of Non-Independent Directors and members of the Management.

At meeting, the Independent Directors inter-alia evaluated the performance of the Non-Independent Directors, Board as a whole and the performance of the Chairperson of the Company and discussed aspects relating to the quality, quantity and timeliness of flow of information between the Company management and the Board. The evaluation was carried on broad parameters such as Board Composition and quality, Board meetings and procedures, Knowledge and Skills, Strategy formulation and execution, Personal Attributes and such other relevant factors. The Independent Directors expressed their satisfaction towards the performance of the Non-Independent Directors, the Board as a whole, the Chairperson and flow of information of the Company.

The details of separate meeting of Independent Directors held during the Financial Year 2025-26 is given below:

Name of Independent Directors	Category	Designation	Meeting Date	No. of meetings	
			April 29, 2025	Entitled to Attend	Attended
Mr. Arjun Dan Ratnoo	Non- Executive Independent Director	Chairperson	🪑	1	1
Mr. Sathyan David	Non- Executive Independent Director	Independent Director	🪑	1	1

🪑 = Present

3. Committees of the Board

In order to have more focused attention on specific areas and take informed decisions within the framework of delegated authority and make specific recommendations to the Board on matters within their areas or purview, the Board has constituted various Committees. The decisions and recommendations of these Committees are placed before the Board for information or approval, as required.

During the Financial Year 2025-26, no instances have been observed where the Board has not accepted the recommendations of any of its Committee.

As on March 31, 2026, the Company has following Committees of the Board:

Audit Committee	• Mr. Arjun Dan Ratnoo (c) • Mr. Sathyan David • Mr. Ishaan Mittal
Nomination and Remuneration Committee	• Mr. Arjun Dan Ratnoo (c) • Mr. Sathyan David • Mr. Aditya Deepak Parekh
Risk Management Committee	• Mr. Arjun Dan Ratnoo (c) • Mr. Mohit Sahney • Mr. Rakesh Kumar Tailor • Mr. Ravi Sharma
Asset Liability Management Committee	• Mr. Mohit Sahney (c) • Mr. Rahul Sahney • Mr. Ravi Sharma
IT Strategy Committee	• Mr. Arjun Dan Ratnoo (c) • Mr. Mohit Sahney • Mrs. Sunita Sahney
Corporate Social Responsibility Committee	• Mr. Mohit Sahney (c) • Mr. Arjun Dan Ratnoo • Mrs. Sunita Sahney
Executive Committee	• Mr. Ravi Sharma (c) • Mr. Mohit Sahney • Mrs. Sunita Sahney
Consumer Protection Committee	• Mrs. Sunita Sahney (c) • Mr. Arpit Gupta • Mrs. Pooja Godara • Mr. Vipul Tambi
Identification Committee	• Mr. Mayank Markanday (c) • Mr. Ravi Sharma • Mr. Rahul Sahney
Review Committee	• Mr. Mohit Sahney (c) • Mr. Arjun Dan Ratnoo • Mr. Ishaan Mittal
Committee of Executives for Monitoring and Follow-Up of Cases of Frauds	• Mrs. Sunita Sahney (c) • Mr. Rakesh Kumar Tailor • Mr. Jaidev Singh

(C) = Chairperson

Audit Committee

The Audit Committee ("AC" or "Committee") of the Board is constituted in compliance with the requirements of RBI Governance Directions and provides an oversight of the Company's accounting and financial reporting processes and assist the Board with an oversight of (1) the Company's compliance with legal and regulatory requirements; (2) the integrity, transparency and credibility of the Company's financial statements; (3) the auditor's independence, performance and effectiveness of the audit process; and (4) the Company's internal financial controls and risk management systems.

Composition and Attendance

As on March 31, 2026, the Committee consists of 3 (Three) members out of which 2 (Two) are Independent Directors and 1 (One) is Nominee Director. All the members of the Committee are financially literate and possess strong accounting and related financial management expertise. The Chairperson of the Committee is an Independent Director and was present at the 10th AGM of the Company to address the Shareholders' queries pertaining to annual accounts of the Company.

The composition and attendance of the Committee members at the Committee meetings held during the Financial Year 2025-26 are as follows:

Name of Committee members	Member of Committee since	Designation	Date of Committee meetings				No. of meetings		No. of shares held
			1	2	3	4	Entitled to Attend	Attended	
			April 29, 2025	July 31, 2025	October 30, 2025	January 29, 2026			
Mr. Arjun Dan Ratnoo Independent Director	June 01, 2021	Chairperson					4	4	NIL
Mr. Sathyan David Independent Director	March 30, 2023	Member			LOA		4	3	NIL
Mr. Ishaan Mittal Nominee Director	June 01, 2021	Member					4	4	NIL

= Present; LOA = Leave of Absence

Brief Terms of reference of the Committee include, *inter alia*, the following:

a) Oversight of the Company's financial reporting process and the disclosure of its financial information to ensure that the financial statement is correct, sufficient and credible;
b) Recommend for appointment, remuneration and terms of appointment of auditors of the Company;
c) Review and monitor the auditor's independence and performance, and effectiveness of audit process;
d) Examine the financial statement and the auditors' report thereon;
e) Review and approve related party transactions, including the material related party transactions;
f) Approval or any subsequent modification of transactions of the Company with related parties;
g) Scrutinize inter-corporate loans and investments;
h) Valuation of undertakings or assets of the Company, wherever it is necessary;
i) Monitor the end use of funds raised through public offers and related matters;
j) Evaluate internal financial controls and risk management systems;
k) Review the adequacy of internal audit function if any, including the structure of the internal audit department, staffing and seniority of the official heading the department, reporting structure coverage and frequency of internal audit;
l) Discussion with internal auditors of any significant findings and follow up there on;
m) Review of financial statements/financial results before their submission to the Board and may also discuss any related issues with the internal and statutory auditors and the management of the Company;
n) Establish a vigil mechanism for directors and employees to report their genuine concerns or grievances;
o) Review the functioning of the whistle blower policy/vigil mechanism;
p) Oversee the implementation and ensure compliance of Know Your Customer and Anti Money Laundering Policy;
q) Review and recommend changes in accounting policies of the Company from time to time;
r) Review ageing analysis of entries pending reconciliation with outsourced vendors on a periodic basis;
s) Ensure that an Information Systems Audit of the internal systems and processes is conducted as per Policy on Information Systems Audit to assess operational risks faced by the Company;
t) Approve a Policy on Information Systems Audit of the Company and review the same at least on annual basis;
u) Monitor a system of internal audit of all outsourced activities;
v) Oversee and approve any adjustments in the Expected Credit Losses model output (i.e. a management overlay;
w) Review critical issues highlighted related to IT / information security / cyber security and provide appropriate direction and guidance to the Company's Management;
x) Review of incidents of fraud periodically;
y) Initiate examination of accountability and place it before the Board of Directors, in cases involving very senior executives (MD & CEO/ Executive Director/ Executives of equivalent rank); and
z) Review periodically the cases of wilful default and recommend steps to be taken to prevent such occurrences and their early detection should these occur.

Nomination and Remuneration Committee

The Nomination and Remuneration Committee ("NRC" or "Committee") of the Board is constituted in compliance with the requirements of the RBI Governance Directions and is tasked to ensure transparency, fairness, and accountability in the processes related to the nomination of Directors, Key Managerial Personnel and Senior Management Personnel and determination of their remuneration.

Composition and Attendance

As on March 31, 2026, the Committee consists of 3 (Three) members out of which 2 (Two) are Independent Directors and 1 (One) is Nominee Director. The Committee comprises of all Non-Executive Directors and is headed by an Independent Director of the Company.

The composition and attendance of the Committee members at the Committee meetings held during the Financial Year 2025-26 are as follows:

Name of Committee members	Member of Committee since	Designation	Date of Committee meetings				No. of meetings		No. of Shares held
			1	2	3	4	Entitled to Attend	Attended	
			April 29, 2025	July 31, 2025	October 30, 2025	January 29, 2026			
Mr. Arjun Dan Ratnoo Independent Director	June 01, 2021	Chairperson					4	4	NIL
Mr. Sathyan David Independent Director	March 30, 2023	Member			LOA		4	3	NIL
Mr. Aditya Deepak Parekh Nominee Director	June 01, 2021	Member					4	4	NIL

= Present; LOA = Leave of Absence

Brief Terms of reference of the Committee include, *inter alia*, the following:

a) Identify persons who are qualified to become directors and who may be appointed in senior management personnel in accordance with the criteria laid down, recommend to the Board their appointment and removal;
b) Specify the manner for effective evaluation of performance of Board, its committees and individual directors and review its implementation and compliance;
c) Review and carry out every Director's performance, the structure, size and composition including skills, knowledge and experience required of the Board compared to its current position and make recommendations to the Board with regard to any changes;
d) Ensure 'Fit and Proper' status of the proposed /existing directors and that there is no conflict of interest in appointment of directors on Board of the Company, Key Managerial Personnel and Senior Management;
e) Oversee the framing, review and implementation of Compensation Policy of the Company;
f) Formulation of criteria for determining qualifications, positive attributes and independence of a director and recommend to the Board a policy, relating to the remuneration for the directors, Key Managerial Personnel and Senior Management Personnel;
g) Determining whether to extend or continue the term of appointment of the Independent Director, on the basis of the report of performance evaluation of Independent Directors;
h) Recommend to the Board, all remuneration, in whatever form, payable to Directors, Key Managerial Personnel and Senior Management Personnel;
i) Administer, review and supervise the implementation of the Stock option plans approved by the Company; and
j) Ensure establishment of orderly succession for appointment to the Board and Senior Management Personnel.

Risk Management Committee

The Risk Management Committee ("RMC" or "Committee") of the Board, constituted in compliance with the requirements of the RBI Governance Directions and is entrusted to ensure that appropriate methodology, processes and systems are in place to monitor, evaluate and manage risks associated with the business of the Company and is responsible for evaluating the overall risks faced by the Company including liquidity risk.

Composition and Attendance

As on March 31, 2026, the Committee comprises of 4 (Four) members and is headed by an Independent Director of the Company.

The composition and attendance of the Committee members at the Committee meetings held during the Financial Year 2025-26 are as follows:

Name of Committee members	Member of Committee since	Designation	Date of Committee meetings				No. of meetings		No. of shares held
			1	2	3	4	Entitled to Attend	Attended	
			April 29, 2025	July 31, 2025	October 30, 2025	January 29, 2026			
Mr. Arjun Dan Ratnoo Independent Director	July 31, 2024	Chairperson	✓	✓	✓	✓	4	4	NIL
Mr. Mohit Sahney Managing Director and CEO	September 21, 2020	Member	✓	✓	✓	✓	4	4	[II]28,22,751
Mr. Ravi Sharma Chief Financial Officer	September 21, 2020	Member	✓	✓	✓	✓	4	4	NIL
[I]Mrs. Sunita Sahney Executive Director	September 21, 2020	Member	✓	✓	✓	-	3	3	[II]8,09,176
[I]Mr. Rakesh Kumar Tailor Senior Vice President-Credit Risk	October 30, 2025	Member	-	-	-	✓	1	1	NIL

✓ = Present

[I] Mrs. Sunita Sahney ceased to be a member of the Committee effective from October 30, 2025 and Mr. Rakesh Kumar Tailor was appointed as a member of the Committee effective from October 30, 2025.

[II] Mr. Mohit Sahney holds 28,22,751 shares as on March 31, 2026 out of which 5,57,443 are Compulsorily Convertible Cumulative Preference Shares and Mrs. Sunita Sahney holds 8,09,176 shares as on March 31, 2026 out of which 3,43,889 are Compulsorily Convertible Cumulative Preference Shares.

Brief Terms of reference of the Committee include, *inter alia*, the following:

a) Oversee the implementation of Risk Management Policy and associated frameworks, processes and practices of the Company;
b) Evaluate the overall risks faced by the Company including liquidity risk;
c) Review the interest rate sensitivity statement and earnings at risk;
d) Monitor the risks associated with the business of the Company and to review adequacy of its risk management systems;
e) Monitor the Company's actual risk profile against the limits defined in the Board-approved Risk Appetite Statement via periodic MIS reviews;
f) Review and monitor concentration exposure limits defined under Policy on Concentration Risk Management on an ongoing basis;
g) Review the risk assessment carried out in respect of outsourcing of IT services of the Company;
h) Review the central record of all material outsourcing of financial and IT services of the Company;
i) Review the money laundering and terrorist financing risk assessment;

j) Review the internal capital adequacy assessment process;
k) Ensure that the Company is taking the appropriate measures to achieve prudent balance between risk and reward in both ongoing and new business activities;
l) Evaluate significant risk exposures of the Company and assess management's actions to mitigate the exposures in a timely manner (including one-off initiatives, and ongoing activities such as business continuity planning and disaster recovery planning & testing);
m) Coordinate its activities with the Audit Committee, if applicable in instances where there is any overlap with audit activities (e.g. internal or external audit issue relating to risk management policy or practice);
n) Work in close coordination with the Nomination and Remuneration Committee to ensure effective alignment between compensation structures and risk management practices; and
o) Oversee the effectiveness of the framework for Early Warning Signals for detection of frauds;

Asset Liability Management Committee

The Asset Liability Management Committee ("ALCO" or "Committee") of the Board is constituted in compliance with the requirements of the Reserve Bank of India (Non-Banking Financial Companies – Asset Liability Management) Directions, 2025, to ensure adherence to the risk tolerance/ limits set by the Board as well as implementing the liquidity risk management strategy of the Company. The role of the Committee with respect to liquidity risk includes, inter alia, decision on desired maturity profile and mix of incremental assets and liabilities, sale of assets as a source of funding, the structure, responsibilities and controls for managing liquidity risk.

Composition and Attendance

As on March 31, 2026, the Committee comprises of 3 (Three) members and is headed by the Managing Director and CEO of the Company.

The composition and attendance of the Committee members at the Committee meetings held during the Financial Year 2025-26 are as follows:

Name of Committee members	Member of Committee since	Designation	Date of Committee meetings				No. of meetings		No. of shares held
			1	2	3	4	Entitled to Attend	Attended	
			April 29, 2025	July 31, 2025	October 30, 2025	January 29, 2026			
Mr. Mohit Sahney Managing Director and CEO	June 12, 2019	Chairperson					4	4	[II]28,22,751
Mr. Ravi Sharma Chief Financial Officer	June 12, 2019	Member					4	4	NIL
[I] Mr. Rahul Sahney Chief Operating Officer	October 30, 2025	Member	-	-	-		1	1	[II]1,05,000
[I] Mrs. Sunita Sahney Executive Director	June 12, 2019	Member				-	3	3	[II] 8,09,176
[I] Mr. Rakesh Kumar Tailor Senior Vice President - Credit Risk	July 31, 2024	Member				-	3	3	NIL

= Present

[I] Mr. Rahul Sahney was appointed as a member of the Committee effective from October 30, 2025 and Mrs. Sunita Sahney and Mr. Rakesh Kumar Tailor ceased to be a member of the Committee effective from October 30, 2025.

[II] Mr. Mohit Sahney holds 28,22,751 shares as on March 31, 2026 out of which 5,57,443 are Compulsorily Convertible Cumulative Preference Shares, Mrs. Sunita Sahney holds 8,09,176 shares as on March 31, 2026 out of which 3,43,889 are Compulsorily Convertible Cumulative Preference Shares and Mr. Rahul Sahney holds 1,05,000 Compulsorily Convertible Cumulative Preference Shares as on March 31, 2026.

Brief Terms of reference of the Committee include, *inter alia*, the following:

a) Ensuring adherence to the risk tolerance/limits set by the Board as well as implementing the liquidity risk management strategy of the Company;
b) Funding and capital resource planning to review the effectiveness of the Asset Liability Management control;
c) Review the statement of short-term dynamic liquidity, structural liquidity and interest rate sensitivity of the Company;
d) Management of market risks through articulation on current interest rate view and its future direction;
e) Forecasting and analysing future business/economic environment and preparation of Contingency Funding Plan of the Company;
f) Conduct periodic reviews relating to the liquidity position of the Company and stress test assuming various what if scenarios;
g) Provide comprehensive and dynamic framework for measuring, monitoring and managing liquidity and interest rate risk;
h) To monitor cumulative mismatches across all time buckets;
i) Review and monitor the critical ratios under liquidity risk measurement - stock approach; and
j) Review statement of collateral position of assets differentiating between encumbered and unencumbered assets.

IT Strategy Committee

The IT Strategy Committee ("ITSC" or "Committee") is constituted in compliance with the requirements of the Reserve Bank of India (Information Technology Governance, Risk, Controls and Assurance Practices) Directions, 2023 and assumes a pivotal role within the Board's structure. The Committee is responsible for overseeing the IT Governance of the Company and to assist the Board in evaluating and finalizing the technology-related investments, operations, strategies and ensuring their alignment with the Company's overall strategy and objectives.

Composition and Attendance

As on March 31, 2026, the Committee comprises of 3 (Three) members and is headed by the Independent Director of the Company.

The composition and attendance of the Committee members at the Committee meetings held during the Financial Year 2025-26 are as follows:

Name of Committee members	Member of Committee since	Designation	Date of Committee meetings				No. of meetings		No. of shares held
			1	2	3	4	Entitled to Attend	Attended	
			April 29, 2025	July 31, 2025	October 30, 2025	January 29, 2026			
Mr. Arjun Dan Ratnoo Independent Director	June 01, 2021	Chairperson					4	4	NIL
Mr. Mohit Sahney Managing Director and CEO	January 30, 2024	Member					4	4	[I]28,22,751
Mrs. Sunita Sahney Executive Director	June 01, 2021	Member					4	4	[I]8,09,176
[II] Mr. Arpit Gupta Chief Technology Officer and Chief Information Officer	June 01, 2021	Member				-	3	3	NIL

= Present

[I] Mr. Mohit Sahney holds 28,22,751 shares as on March 31, 2026 out of which 5,57,443 are Compulsorily Convertible Cumulative Preference Shares and Mrs. Sunita Sahney holds 8,09,176 shares as on March 31, 2026 out of which 3,43,889 are Compulsorily Convertible Cumulative Preference Shares.

[II] Mr. Arpit Gupta ceased to be a member of the Committee effective from October 30, 2025.

Brief Terms of reference of the Committee include, *inter alia*, the following:

a) Ensuring that the management has put an effective strategic planning process in place;
b) Guide in preparation of IT Strategy and ensuring that the IT Strategy aligns with the overall strategy of the Company towards accomplishment of its business objectives;
c) Satisfy itself that the IT Governance and Information Security Governance structure fosters accountability, is effective and efficient, has adequate skilled resources, well defined objectives and unambiguous responsibilities for each level in the organisation;
d) Ensuring that the processes for assessing and managing IT and cybersecurity risks are in place;
e) Ensuring that the budgetary allocations for the IT function (including for IT security), cyber security are commensurate with the Company's IT maturity, digital depth, threat environment and industry standards and are utilised in a manner intended for meeting the stated objectives;
f) Ensuring that the Company has in place, documented standards and procedures for administering need-based access to an information system;
g) Review the adequacy and effectiveness of the Business Continuity Planning and Disaster Recovery Management of the Company on a periodic basis;
h) Reviewing the assessment of IT capacity requirements and measures taken to address the issues;
i) Instituting an appropriate governance mechanism for outsourced processes, comprising of risk-based policies and procedures, to effectively identify, measure, monitor and control risks associated with outsourcing in an end-to-end manner;
j) Defining approval authorities for outsourcing depending on nature of risks and materiality of outsourcing;
k) Developing sound and responsive outsourcing risk management policies and procedures commensurate with the nature, scope, and complexity of outsourcing arrangements;
l) Undertaking a periodic review of outsourcing strategies and all existing material outsourcing arrangements;
m) Evaluate the risks and materiality of all existing and prospective IT outsourcing arrangements;
n) Ensuring that contingency plans have been developed and tested adequately;
o) Communicating significant risks in outsourcing to the company's Board on a periodic basis; and
p) Ensuring an independent review and audit in accordance with approved policies and procedures.

Corporate Social Responsibility Committee

The Corporate Social Responsibility Committee ("CSR" or "Committee") of the Board is constituted in compliance with the requirements of Section 135 of the Act and is vested with the authority to make contributions to CSR projects or programs to be implemented directly or through eligible executing agency(ies), of at least two percent of the Company's average net profits during the three immediately preceding Financial Years in pursuance of its CSR Policy. The Committee is responsible for monitoring CSR policy, CSR initiatives, and progress on approved projects.

Composition and Attendance

As on March 31, 2026, the Committee comprises of 3 (Three) members and is headed by the Managing Director and CEO of the Company.

The composition and attendance of the Committee members at the Committee meetings held during the Financial Year 2025-26 are as follows:

Name of Committee members	Member of Committee since	Designation	Meeting Date	No. of meetings		No. of shares held
			April 29, 2025	Entitled to Attend	Attended	
Mr. Mohit Sahney Managing Director and CEO	April 29, 2022	Chairperson		1	1	[I]28,22,751
Mr. Arjun Dan Ratnoo Independent Director	April 29, 2022	Member		1	1	NIL
Mrs. Sunita Sahney Executive Director	April 29, 2022	Member		1	1	[I]8,09,176

= Present

[I] Mr. Mohit Sahney holds 28,22,751 shares as on March 31, 2026 out of which 5,57,443 are Compulsorily Convertible Cumulative Preference Shares and Mrs. Sunita Sahney holds 8,09,176 shares as on March 31, 2026 out of which 3,43,889 are Compulsorily Convertible Cumulative Preference Shares.

Brief Terms of reference of the Committee include, *inter alia*, the following:

a) Formulate and recommend to the Board, a policy on CSR and identifying the areas of CSR activities to be undertaken by the Company;
b) Recommending the annual budget for identified CSR activities;
c) Formulate and recommend to the Board, an annual action plan consisting of list of approved projects or programs to be undertaken within the purview of Schedule VII of the Act, manner of execution of such projects, modalities of fund utilization and implementation schedules, monitoring and reporting mechanism for the projects, and details of need and impact assessment, if any, for the projects to be undertaken; and
d) Recommend to the Board, the excess amount available for setting off against CSR Obligations of the financial year(s) following the year of excess spend.

Executive Committee

The Executive Committee ("EC" or "Committee") oversees the day-to-day business and operational affairs of the Company. It is entrusted with discharging the Board's responsibilities pertaining to routine, administrative, finance, borrowings, banking and other relevant matters that arise between regularly scheduled meetings of Board. This structure helps streamline decision-making processes and allows for timely actions to be taken when needed.

Composition and Attendance

As on March 31, 2026, the Committee comprises of 3 (Three) members and is headed by Chief Financial Officer of the Company.

During the Financial Year 2025-26, 16 (Sixteen) Committee meetings were held on May 26, 2025, June 25, 2025, June 30, 2025, July 14, 2025, August 11, 2025, September 10, 2025, September 25, 2025, September 30, 2025, November 11, 2025, December 08, 2025, December 15, 2025, January 28, 2026, February 23, 2026, February 27, 2026, March 24, 2026 and March 26, 2026.

The composition and attendance of the Committee members at the Committee meetings held during the Financial Year 2025-26 are as follows:

Name of Committee members	Member of Committee since	Designation	No. of meetings		No. of shares held
			Entitled to Attend	Attended	
Mr. Ravi Sharma Chief Financial Officer	February 21, 2018	Chairperson	16	16	NIL
Mr. Mohit Sahney Managing Director and CEO	February 21, 2018	Member	16	14	[I]28,22,751
Mrs. Sunita Sahney Executive Director	February 21, 2018	Member	16	16	[I]8,09,176

[I] Mr. Mohit Sahney holds 28,22,751 shares as on March 31, 2026 out of which 5,57,443 are Compulsorily Convertible Cumulative Preference Shares and Mrs. Sunita Sahney holds 8,09,176 shares as on March 31, 2026 out of which 3,43,889 are Compulsorily Convertible Cumulative Preference Shares.

Brief Terms of reference of the Committee include, *inter alia*, the following:

a) Managing the day-to-day business and operational affairs of the Company;
b) Borrow money and exercise all powers to borrow moneys (subject to overall limit of borrowing as approved by the Board of Directors and permitted by law) in Indian Rupees or equivalent thereof in any foreign currency(ies) in aggregate at any time and taking all necessary actions connected therewith within the limit prescribed under law and authorize employees of the Company for execution;
c) Issuance of Non-Convertible Debentures/Subordinated Debentures on Private Placement basis;
d) Securitization or Direct Assignment of Company's loan portfolio;
e) Investment of surplus funds as per Board approved Investment Policy of the Company;
f) Opening, operating and closing of bank accounts;
g) Review of banking arrangement/facilities and taking all necessary actions connected therewith;
h) Authorizing official of the Company to appear on behalf of the Company before various regulatory and law enforcing authorities/government department/local administration or authority under applicable laws, rules and regulations and submitting documents undertaking, affidavits, papers etc.; and
i) Ensure connectivity with the depositories with respect to dematerialization/rematerialisation of securities of the Company.

Consumer Protection Committee

The Consumer Protection Committee ("CPC" or "Committee") is constituted in compliance with the requirements of the Reserve Bank of India (Non-Banking Financial Companies – Credit Information Reporting) Directions, 2025. The Committee is responsible for overseeing the management of consumer complaints and grievances, and for reviewing key customer service metrics such as the number and nature of complaints, root cause analysis, adherence to defined turnaround times (TATs), and the top categories of complaints. The CPC also focuses on initiatives to reduce complaints and monitors the implementation of corresponding action plans.

Composition and Attendance

As on March 31, 2026, the Committee comprises of 4 (Four) members and is headed by an Executive Director of the Company.

The composition and attendance of the Committee members at the Committee meetings held during the Financial Year 2025-26 are as follows:

Name of Committee members	Member of Committee since	Designation	No. of meetings				No. of meetings		No. of shares held
			1	2	3	4	Entitled to Attend	Attended	
			May 28, 2025	August 20, 2025	October 09, 2025	January 10, 2026			
[I] Mrs. Sunita Sahney Executive Director	October 30, 2025	Chairperson	-	-	-	✓	1	1	[II]8,09,176
[I] Mr. Arpit Gupta Chief Technology Officer and Chief Information Officer	July 31, 2024	Member	✓	✓	✓	✓	4	4	NIL
Mrs. Pooja Godara Senior Vice President - Operations	July 31, 2024	Member	✓	✓	✓	✓	4	4	NIL
Mr. Vipul Tambi Senior Vice President – People and Culture	January 30, 2025	Member	✓	✓	✓	✓	4	4	NIL

✓ = Present

[I] Mrs. Sunita Sahney was appointed as Chairperson of the Committee effective from October 30, 2025. Consequently, Mr. Arpit Gupta stepped down as Chairperson and continued as Member of the Committee.

[II] Mrs. Sunita Sahney holds 8,09,176 shares as on March 31, 2026 out of which 3,43,889 are Compulsorily Convertible Cumulative Preference Shares.

Brief Terms of reference of the Committee include, *inter alia*, the following:

a) Review and monitor the effective implementation of customer service-related policies, procedures, systems and processes.
b) Review the statement of complaints along with an analysis of the complaints received with an objective to address the following: (i) to identify customer service areas in which the complaints are frequently received; (ii) to identify frequent sources of complaint; (iii) to identify systemic deficiencies by analysing trends and patterns in customer complaints;
c) Oversee the implementation of service enhancement initiatives across the Company and fostering a culture of customer-centricity.
d) Ensure that customer complaints are addressed promptly and fairly, aiming for quick resolution and customer satisfaction;
e) Review the effectiveness of grievance redressal mechanism within the Company;
f) Evolve the innovative measures for enhancing the quality of customer service and improving the overall satisfaction level of customers;
g) Ensure implementation of directives received from RBI or other relevant regulatory authorities with respect to rendering customer services;
h) Identify and assess risks related to customer service and grievance redressal & implement measures for such risk mitigation;

i) Review and monitor the steps and remedial actions taken by the Company to reduce the customer complaints; and
j) Ensure adequate staff training on customer service standards.

Identification Committee

The Identification Committee ("Committee") is constituted in compliance with the requirements of the Reserve Bank of India (Non-Banking Financial Companies – Treatment of Wilful Defaulters and Large Defaulters) Directions, 2025. The Committee is responsible to examine the evidence of wilful default and to make a proposal to the Review Committee for classification as a wilful defaulter by explaining the reasons in writing.

As on March 31, 2026, the Committee comprises of following members:

Name of Committee members	Member of Committee since	Designation	No. of shares held
[I] Mr. Mayank Markanday Chief Business and Collections Officer	October 30, 2025	Chairperson	NIL
[I] Mr. Rahul Sahney Chief Operating Officer	October 23, 2024	Member	[III] 1,05,000
Mr. Ravi Sharma Chief Financial Officer	October 23, 2024	Member	NIL
[II] Mr. Sandeep Garg Senior Vice President – Recovery	October 23, 2024	Member	NIL

[I] Mr. Mayank Markanday was appointed as Chairperson of the Committee effective from October 30, 2025. Consequently, Mr. Rahul Sahney stepped down as Chairperson and continued as Member of the Committee.
[II] Mr. Sandeep Garg ceased to be a member of the Committee effective from October 30, 2025.
[III] Mr. Rahul Sahney holds 1,05,000 Compulsorily Convertible Cumulative Preference Shares as on March 31, 2026.

During the Financial Year 2025–26, there were no instances of any borrower being identified as a wilful defaulter. Further, no Committee meetings were convened during the year.

Brief Terms of reference of the Committee include, *inter alia*, the following:

a) Examine evidence of wilful default;
b) Where satisfied with occurrence of wilful default, issue a show-cause notice (SCN) to borrower/ guarantor/ promoter/ director/ persons who are in charge and responsible for the management of the affairs of the entity, and call for the submissions from them disclosing all materials and information on which SCN is based;
c) Where satisfied with the submissions, the Committee shall propose the Review Committee for classification of borrower as a wilful defaulter by explaining the reasons in writing;
d) Advise the borrower/ guarantor/ promoter/ director/ persons who are in charge and responsible for the management of the affairs of the entity about the proposal to classify them as wilful defaulter along with the reasons therefor and make a written representation, if any before the Review Committee;
e) Re-examination of aspects regarding 'wilful default' at such periodicity as may be decided by the Committee.

Review Committee

The Review Committee ("Committee") is constituted in compliance with the requirements of the Reserve Bank of India (Non-Banking Financial Companies – Treatment of Wilful Defaulters and Large Defaulters) Directions, 2025. The Committee is responsible to consider and review the proposal along with the written representation made by the Identification Committee and to strengthen the governance around identification of wilful defaulters.

As on March 31, 2026, the Committee comprises of following members:

Name of Committee members	Member of Committee since	Designation	No. of shares held
Mr. Mohit Sahney Managing Director and CEO	October 23, 2024	Chairperson	[I] 28,22,751
Mr. Arjun Dan Ratnoo Independent Director	October 23, 2024	Member	NIL
Mr. Ishaan Mittal Nominee Director	October 23, 2024	Member	NIL

[I] Mr. Mohit Sahney holds 28,22,751 shares as on March 31, 2026 out of which 5,57,443 are Compulsorily Convertible Cumulative Preference Shares.

During the Financial Year 2025–26, there were no instances of any borrower being identified and classified as a wilful defaulter. Further, no Committee meetings were convened during the year.

Brief Terms of reference of the Committee include, *inter alia*, the following:

a) Review the proposal of Identification Committee ("IC") along with the written representation for classification of borrower as wilful defaulter;
b) Provide an opportunity for personal hearing to the borrower / guarantor / promoter / director / persons who are in charge and responsible for the management of the affairs of the entity;
c) Where, the opportunity is not availed or if the personal hearing is not attended, the Committee shall, after assessing the facts/ material on record, including written representation, if any, consider the proposal of the IC and take a decision;
d) Pass a reasoned order and shall communicate the same to the wilful defaulter.

Committee of Executives for Monitoring and Follow-Up of Cases of Frauds

The Committee of Executives for Monitoring and Follow-Up of Cases of Frauds ("CoE" or "Committee") is constituted in compliance with the requirements of the Reserve Bank of India (Fraud Risk Management in NBFCs) Directions, 2024. The Committee oversees the effectiveness of the fraud risk management and establish a robust framework for the effective identification, assessment, and mitigation of fraud risks within the Company.

Composition and Attendance

As on March 31, 2026, the Committee comprises of 3 (Three) members and is headed by an Executive Director of the Company.

The composition and attendance of the Committee members at the Committee meeting held during the Financial Year 2025-26 are as follows:

Name of Committee members	Member of Committee since	Designation	Meeting Date	No. of meetings		No. of shares held
			February 04, 2026	Entitled to Attend	Attended	
Mrs. Sunita Sahney Executive Director	October 23, 2024	Chairperson		1	1	[I]8,09,176
Mr. Rakesh Kumar Tailor Senior Vice President – Credit Risk	October 23, 2024	Member		1	1	NIL
Mr. Jaidev Singh Vice President – RCU	October 23, 2024	Member		1	1	NIL

= Present

[I] Mrs. Sunita Sahney holds 8,09,176 shares as on March 31, 2026 out of which 3,43,889 are Compulsorily Convertible Cumulative Preference Shares.

Brief Terms of reference of the Committee include, *inter alia*, the following:

a) Oversee the effectiveness of the fraud risk management;
b) Review and monitor cases of frauds, including root cause analysis, and suggest mitigating measures for strengthening the internal controls, risk management framework and minimising the incidence of frauds; and
c) To review among others, categories/trends of frauds, industry/sectoral/ geographical concentration of frauds, delay in detection/classification of frauds and delay in examination/conclusion of staff accountability, etc.

Performance Evaluation

Pursuant to the provisions of Section 178 of the Act, Guidance Note on Board Evaluation issued by the Securities and Exchange Board of India and Guide to Board Evaluation issued by the Institute of Company Secretaries of India and basis the criteria for evaluation of performance of Board, its committees and individual directors as approved by the Nomination and Remuneration Committee, an annual performance evaluation exercise was carried out.

A structured questionnaire for the evaluation of the Board, its committees and the individual directors including for the Chairperson (i.e., Managing Director and CEO who is generally elected as Chairperson of the Board) has been designed covering various aspects of the performance of the Board, its Committees and Directors.

The parameters assessed included various aspects of the Board's functioning such as: effectiveness, information flow between Board members and management, quality and transparency of Board discussions, Board dynamics, Board composition and understanding of roles and responsibilities, succession and evaluation, and possession of required experience and expertise by Board members, among other matters.

The performance of the Committees was evaluated on the basis of their effectiveness in carrying out their respective mandates. Further, the performance evaluation of Directors was based on parameters such as participation and contribution to Board deliberations, keeping oneself abreast of organizational matters, trends, knowledge and understanding of relevant areas, among other matters and was reviewed by the Board for individual feedback. Furthermore, the performance evaluation of Chairperson was based on parameters such as leadership, decisiveness, impartial and commitment to Board and its meetings and the performance evaluation of Independent Directors was based on parameters as to their Independence, their judgements and views and compliance of code of conduct.

In this context, the parameters evaluation framework and outcome of performance evaluation were discussed by the Nomination and Remuneration Committee and the Board at their respective meetings. The Board expressed their satisfaction on the parameters of evaluation, the implementation of the evaluation exercise and the outcome of the evaluation process.

Senior Management

The Senior Management of the Company comprises Senior Executives from different functions who operates under the supervision and control of the Board. The Board reviews and approves strategy and oversees the actions and results of Management to ensure that the long-term objectives of enhancing stakeholders' value are met.

The particulars of Senior Management including the changes therein since the close of the previous Financial Year are outlined hereinbelow:

Sr. No.	Name of Senior Management	Designation	Nature of Change	Effective Date
1.	Mr. Rahul Sahney	Chief Operating Officer	No Change	-
2.	Mr. Mayank Markanday	Chief Business and Collections Officer	Appointed	July 31, 2025
3.	Mr. Vivek Tripathi	Chief of Staff and Chief Human Resources Officer	Appointed	July 31, 2025
4.	Mr. Arpit Gupta	Chief Technology Officer and Chief Information Officer	No Change	-
5.	Mr. Nikhil Sachdeva	Senior Vice President – Internal Audit	Appointed	April 29, 2025
6.	Mr. Vikas Mehta	Chief Compliance Officer	Appointed	November 01, 2025
7.	Mr. Bhagwan Singh	Chief Information Security Officer	No Change	-
8.	Mr. Mahesh Sankhla	Chief Compliance Officer	Ceased to be SMP due to early retirement	October 31, 2025
9.	Mr. Vipul Tambi	Senior Vice President – People and Culture	Ceased to be SMP upon change in his role	July 31, 2025
10.	Mrs. Pooja Godara	Senior Vice President – Operations	Ceased to be SMP due to changes in organizational structure	October 30, 2025

Remuneration to Directors

The Non-Executive Independent Directors of the Company are entitled to receive sitting fees for each meeting of the Board or its Committees that they attend. In addition, they are eligible for commission, as may be approved by the Board from time to time based on the recommendation of the Nomination and Remuneration Committee and in accordance with the provisions of the Act.

The Non-Executive Directors are also reimbursed for expenses incurred in the performance of their official duties. Further, during the Financial Year 2025-26, none of the Non-Executive Directors had any other pecuniary relationship/ transaction with the Company.

The Executive Directors of the Company were paid remuneration as approved by the Board, basis on the recommendation of Nomination and Remuneration Committee. The elements of remuneration package of Executive Directors include salary, perquisites, allowances, benefits, amenities, retirals, viz. superannuation including gratuity and provident fund (being fixed component) and commission viz. performance linked incentive (being variable component), given basis the performance evaluation of the Executive Directors.

The Company has not granted Stock Options under Employees Stock Option Plans to any of its Directors during the Financial Year 2025-26.

The details of the remuneration paid to the Directors during the Financial Year ended on March 31, 2026 is outlined hereinbelow:

(Amount Rs. in lakh)

Sr. No.	Name of Directors	Designation	Gross Salary	Commission	Stock Options	Others	Total Amount
[I] Executive Directors							
1.	Mr. Mohit Sahney	Managing Director and CEO	407.66	-	-	241.83	**649.49**
2.	Mrs. Sunita Sahney	Executive Director	142.15	-	-	83.97	**226.12**
Non-Executive Independent Director							
3.	Mr. Arjun Dan Ratnoo	Independent Director	-	3.60	-	4.05	**7.65**
4.	Mr. Sathyan David	Independent Director	-	3.60	-	2.70	**6.30**
Non-Executive Non-Independent Directors							
5.	Mr. Ravi Shankar Venkataraman Ganapathy Agraharam	Nominee Director	-	-	-	-	-
6.	Mr. Aditya Deepak Parekh	Nominee Director	-	-	-	-	-
7.	Mr. Ishaan Mittal	Nominee Director	-	-	-	-	-

[I] The tenure of office of the Executive Directors are for 5 (Five) years from their respective dates of appointments and can be terminated by either party by giving prior 90 (Ninety) days' notice in writing. There is no separate provision for payment of severance fees.

The Nomination, Remuneration and Compensation Policy is available on the Company's website and can be accessed at https://finova.in/policies-codes.

4. General Meetings

The details of last three AGMs and Special Resolutions passed thereat are outlined below:

For the FY	Date	Time	Venue	Special Resolutions passed
2024-25	June 20, 2025	11:00 A.M.(IST)	702, Seventh Floor, Unique Aspire, Plot No. 13-14, Cosmo Colony, Amrapali Marg, Vaishali Nagar, Jaipur-302021 (Rajasthan)	1. To approve the limit for issuance of Non-Convertible Debentures on private placement basis.
2023-24	June 15, 2024	11:00 A.M. (IST)	702, Seventh Floor, Unique Aspire, Plot No. 13-14, Cosmo Colony, Amrapali Marg, Vaishali Nagar, Jaipur-302021 (Rajasthan)	1. To approve the limit for issuance of Non-Convertible Debentures on private placement basis. 2. To approve the amendment in Employees Stock Option Plan 2018 3. To approve the amendment in Employees Stock Option Plan 2020 4. To approve the amendment in Employees Stock Option Plan 2022

2022-23	June 15, 2023	11:00 A.M. (IST)	702, Seventh Floor, Unique Aspire, Plot No. 13-14, Cosmo Colony, Amrapali Marg, Vaishali Nagar, Jaipur-302021 (Rajasthan)	1. To approve the limit for issuance of Non-Convertible Debentures on private placement basis under Section 42 and 71 of the Companies Act, 2013. 2. To approve the re-appointment of Mr. Arjun Dan Ratnoo (DIN: 00802613) as an Independent Director of the Company. 3. To approve alteration in Articles of Association of the Company.

All the resolutions moved at the last three AGMs were passed by the requisite majority of members.

Postal Ballot

During the Financial Year 2025-26, no resolutions have been passed through postal ballot.

Further, there is no proposal to transact any business that requires the passing of resolution through postal ballot.

5. Means of Communication

Your Company is committed to upholding the highest standards of transparency in its communication practices. To achieve this, your Company has implemented the robust procedures to disseminate pertinent information in a systematic manner to its Shareholders, Lenders, and other Stakeholders, employing the following channel:

Website Disclosure: The Company's website, https://www.finova.in/, features a dedicated "Investor Relations" section. This section provides stakeholders with convenient access to a wide range of information, including audited financial statements, corporate announcements, annual reports, credit ratings, and other statutory disclosures ensuring transparency and easy availability of key information.

Further, as the Company is not listed on any stock exchange, the statutory requirements for publishing quarterly and annual financial results do not apply.

6. General Shareholder Information

1.	Annual General Meeting	Date: July 28, 2026 Time: 11:00 A.M. (IST) Venue: 702, Seventh Floor, Unique Aspire, Plot No. 13-14, Cosmo Colony, Amrapali Marg, Vaishali Nagar, Jaipur-302021 (Rajasthan)
2.	Financial Year	The Company follows the Financial Year starting from 01st April to 31st March every year
3.	Dividend payment date	The Board has not recommended any dividend for the Financial Year 2025-26
4.	Listing on Stock Exchange	The Company is not listed on any Stock Exchange
5.	Registrar and Share Transfer Agent	**MUFG Intime India Private Limited (formerly known as Link Intime India Private Limited)** C-101, 1st Floor, 247 Park Lal Bahadur Shastri Marg, Vikhroli (West) Mumbai 400083 (Maharashtra) Tel No.: +91 22 4918 6000 I Fax: +91 22 49186195 Website: www.in.mpms.mufg.com E-mail Id: cosec@in.mpms.mufg.com
6.	Share Transfer System	As of March 31, 2026, all Equity Shares and Compulsorily Convertible Cumulative Preference shares of the Company are held in dematerialized form. Thus, there were no physical share transfers.
7.	Distribution of Shareholding	Distribution of Shareholding of the Company on fully diluted basis as at March 31, 2026:

Category	No. of shares	% of shareholding
Promoter and Promoter Group	3,631,927	17.50%
Resident Individuals	777,436	3.75%
Body Corporate	12,874,710	62.05%

		Mutual Funds/Financial Institutions/ Banks	-	-
		Foreign Institutional Investor/ Foreign Portfolio Investor	-	-
		Non-Resident Individuals/Foreign National	-	-
		Alternate Investment Funds	2,444,564	11.78%
		Others (Limited Partnership)	1,020,083	4.92%
		Total	**20,748,720**	**100.00%**
		[I] No. of Shares includes Equity Shares and Compulsorily Convertible Cumulative Preference Shares.		
8.	Dematerialization of shares and liquidity	The Equity Shares of the Company are identified by the ISIN INE0DTO01015. Further, as of March 31, 2026, all Equity Shares and Compulsorily Convertible Cumulative Preference Shares are held in dematerialized form.		
9.	Branch Locations	The Company has strengthened its presence across 16 States and 1 Union Territory with a network of more than 450 branches.		
10.	Address for Correspondence	**Mr. Jaikishan Premani** **Company Secretary and Compliance Officer** Finova Capital Private Limited Address: 702, Seventh Floor, Unique Aspire, Plot No. 13-14, Cosmo Colony, Amrapali Marg, Vaishali Nagar, Jaipur - 302021 (Rajasthan) Tel No.: 0141 4118 233 I Email Id: jaikishan.premani@finova.in Website: https://www.finova.in/		
11.	Credit Ratings	During the Financial Year 2025-26, there was no change in the credit ratings or outlooks assigned to the Company's bank facilities. Further, the details of credit ratings of the Company as on March 31, 2026 is provided hereinbelow:		

S. No	Name of credit rating agency	Type of instrument	Rating
1.	Acuite Ratings & Research Limited	Long term Bank Facilities	ACUITE A+ I Positive
2.	CARE Ratings Limited	Long term Bank Facilities	CARE A I Stable
3.	CARE Ratings Limited	Bank Overdraft	CARE A I Stable

7. Other Disclosures

a) Related Party Transactions

The related party transactions entered during the Financial Year were in the ordinary course of business and on an arm's length basis. There were no materially significant transactions made by the Company with the related parties either individually or taken together with the previous transactions which may have a potential conflict with the interest of the Company at large. All the related party transactions are placed before the Audit Committee and subsequently before the Board and/or Shareholders, as may be applicable for approval and are placed before the Audit Committee for review on quarterly basis. Further, as per the requirements of Ind-AS, the transactions with related parties are disclosed in the Note No. 38 of the Financial Statements.

b) Details of non-compliance, penalties, strictures imposed

There were no instances of non-compliance by the Company for which any penalties or strictures were imposed on the Company by the Stock Exchange, SEBI or any statutory authority on any matter related to capital markets during the last three years.

During the Financial Year 2025-26, there were no instances of non-compliance by the Company for which any penalties or strictures were imposed on the Company by the Reserve Bank or any other statutory authority or regulator.

c) Vigil Mechanism/Whistle Blower Policy

Pursuant to the provisions of Section 177(9) of the Act, your Company has established a Vigil Mechanism/Whistle Blower Policy to deal with the cases of unethical behaviour in all its business activities, fraud, mismanagement

and violation of Code of Conduct of the Company. The policy provides for systematic mechanism to report the concerns and adequate safeguards against the victimization of Directors and Employees, who avail the mechanism, if any.

The identity of the Whistle Blower is kept confidential so that he/she is not subjected to any discriminatory practice. Further none of the personnel of the Company were denied access to the Chairperson of Audit Committee.

All complaints received under the Vigil Mechanism/Whistle Blower Policy are promptly reviewed and investigated in a fair, impartial, and time-bound manner. The Company has a strict policy against retaliation, ensuring that no whistle blower is subjected to harassment, victimization, or adverse employment action for reporting genuine concerns in good faith. Appropriate corrective and preventive actions are taken based on the findings of the investigation, including disciplinary action wherever required.

The Vigil Mechanism/Whistle Blower Policy is available on the Company's website and can be accessed at https://finova.in/policies.

d) Web-link where policy for determining 'material' subsidiaries is disclosed

Since, the Company does not have any Subsidiary, therefore, formulation of Policy for determining 'Material Subsidiaries' is not applicable to the Company.

e) Disclosure of commodity price risks and commodity hedging activities

Not Applicable, since the Company does not have any derivatives denominated in foreign currency.

f) Details of utilization of funds

During the Financial Year 2025-26, the Company has not raised funds through preferential allotment or qualified institutions placement.

g) Remuneration to Statutory Auditors

The details of total fees paid to M/s T.R. Chadha & Co. LLP, Chartered Accountants (FRN: 006711N/N500028), Statutory Auditors of the Company during the Financial Year 2025-26 is given below:

Particulars	Amount (Rs. In lakh)
Statutory Audit Fees	33.79
Non- audit service (Mandatory Certificates)	2.18
Reimbursement of expenses	-
Total	**35.97**

h) Disclosure in relation to the Sexual Harassment of Women at Workplace (Prevention, Prohibition and Redressal) Act, 2013

The Company has always believed in providing a safe and harassment free workplace for every individual through various interventions and practices. The Company always endeavours to create and provide an environment that is free from discrimination and harassment including sexual harassment.

In accordance with Sexual Harassment of Women at Workplace (Prevention, Prohibition and Redressal) Act, 2013 (the "POSH Act"), the Company has formed a Policy on prevention, prohibition and redressal of sexual harassment of Women employees at workplace and redressal of complaints of sexual harassment and has complied with provisions relating to the constitution of Internal Committee. All employees (permanent, temporary, trainees) are covered under this policy. The Internal Committee redresses the complaints pertaining to sexual harassment and any complaint which is received by the Committee is dealt with appropriate sensitivity and confidentiality in the most judicious and unbiased manner within the time frame as prescribed in the POSH Act.

During the Financial Year 2025-26 the Company has conducted several workshops and training sessions to promote awareness and understanding of the POSH Act among employees.

The following is a summary of sexual harassment complaints received and disposed of during the Financial Year 2025-26:

Particulars	Number of complaints
Number of complaints filed during the Financial Year	0
Number of complaints disposed of during the Financial Year	0
Number of complaints pending as on the end of the Financial Year	0
Number of complaints pending for more than 90 days	0

i) The Company has not provided any Loans and Advances in the nature of loans to firms/companies in which directors are interested.

j) The Company has not defaulted in compliance with the requirements of the Companies Act, 2013, including with respect to compliance with accounting and secretarial standards.

k) The Company adheres to the Fair Practices Code ("FPC") recommended by the Reserve Bank of India ("RBI") and seeks to promote good and fair practices by setting minimum standards in dealing with customers while doing lending business. Moreover, the comprehensive Know Your Customer (KYC) Guidelines and Anti Money Laundering Standards, issued by the RBI, are also strictly followed.

Date: April 30, 2026
Place: Jaipur

For and on Behalf of the Board of Directors
For Finova Capital Private Limited

Sd/-
Mohit Sahney
Managing Director and CEO
DIN: 07280918

Sd/-
Sunita Sahney
Executive Director
DIN: 02395354

Registered Office: 702, Seventh Floor, Unique Aspire
Plot No. 13-14 Cosmo Colony, Amrapali Marg
Vaishali Nagar, Jaipur-302021 (Rajasthan)
CIN: U65993RJ2015PTC048340
Website: www.finova.in
Email: info@finova.in

Annexure IV

ANNUAL REPORT
ON CORPORATE SOCIAL RESPONSIBILITY ACTIVITIES

1. Brief outline on Corporate Social Responsibility Policy of the Company

The Company has a Corporate Social Responsibility ("CSR") Policy, in accordance with the provisions of Section 135 of the Companies Act, 2013 ("the Act") read with the Companies (Corporate Social Responsibility Policy) Rules, 2014 and Schedule VII of the Act. The Company has prioritized CSR initiatives in the areas where it can create a significant and sustainable positive impact on society and is committed to fostering sustainable solutions that promote education, healthcare and wellness, environmental sustainability, maximize human and social development and support the aspirations of youth, women and vulnerable sections of society. The CSR Policy reflects the Company's philosophy for giving back to society as a corporate citizen and lays down the guidelines and framework for undertaking socially beneficial programs for the welfare & sustainable development of the community.

Further, guided by the CSR Committee and in line with its CSR Policy, the Company has identified CSR thrust areas for undertaking CSR projects/ programs. The Company gives preference to the areas around which the Company operates and to areas where CSR initiatives can create meaningful social impact.

Key highlights of the CSR Projects undertaken by the Company during the Financial Year 2025-26 are listed below:

Sl. No.	Sector	CSR Projects
1	Education	Promoting education by supporting infrastructure facility enhancements and providing educational supplies at various educational institutions and Anganwadis, alongside the promotion of road safety and awareness.
2	Environment	Promoting environmental sustainability through plantation of trees and their maintenance and supporting Net Zero School Model.
3	Health Care & Wellness	Financial support for the provision of safe drinking water to the general public by placing the water coolers, organizing medical and healthcare camps, sponsoring wellness and fitness equipment, supporting hunger eradication initiatives by providing kitchen equipment to charitable trusts and contributing towards medical aid centers and infrastructure improvements at government healthcare centers.
4	Sports	Providing sports infrastructure facilities and equipment, Sports scholarships and activities for promotion of sports.
5	Art & Culture	Project for protection and preservation of Art and Culture
6	Women Empowerment	Empowering women by extending livelihood infrastructure and vocational equipment to support their financial independence
7	Animal Welfare	Promoting the welfare and protection of animals by extending financial support for facility enhancements at gaushalas.

The Company believes that CSR is a strategic approach for creating shared value and contributing to positive social and environmental impact.

2. Composition of CSR Committee

The Board of Directors ("Board") has constituted a CSR Committee in accordance with the requirements of Section 135(1) of the Act read with rules made thereunder. The composition and attendance of the committee members at the CSR Committee Meeting held during the Financial Year 2025-26 are as follows:

Sl. No.	Name of Director	Designation/Nature of Directorship	Number of meetings of CSR Committee held during the year	Number of meetings of CSR Committee attended during the year
1.	Mr. Mohit Sahney	Chairperson, Managing Director and CEO	1	1
2.	Mr. Arjun Dan Ratnoo	Member, Independent Director	1	1
3.	Mrs. Sunita Sahney	Member, Executive Director	1	1

The Composition of the CSR Committee remained unchanged throughout the Financial Year 2025-26.

3. Provide the web-link(s) where Composition of CSR Committee, CSR Policy and CSR Projects approved by the board are disclosed on the website of the company:

The composition of the CSR Committee of the Company, CSR Policy and List of CSR Projects approved by the Board has been disclosed on the Company's website and can be accessed at https://finova.in/csr.

4. Provide the executive summary along with web-link(s) of Impact Assessment of CSR Projects carried out in pursuance of sub-rule (3) of rule 8, if applicable: Not Applicable

5. (a) Average net profit of the company as per sub-section (5) of section 135: Rs. 18,999.49 lakh
(b) Two percent of average net profit of the company as per sub-section (5) of section 135: Rs. 379.99 lakh
(c) Surplus arising out of the CSR Projects or programmes or activities of the previous Financial Years: Nil
(d) Amount required to be set-off for the Financial Year, if any: Rs. 0.15 lakh
(e) Total CSR obligation for the Financial Year [(b)+(c)-(d)]: Rs. 379.84 lakh

6. (a) Amount spent on CSR Projects (both Ongoing Project and other than Ongoing Project): Rs. 372.73 lakh
(b) Amount spent in Administrative Overheads: Rs. 7.49 lakh
(c) Amount spent on Impact Assessment, if applicable: Not Applicable
(d) Total amount spent for the Financial Year [(a)+(b)+(c)]: Rs. 380.22 lakh
(e) CSR amount spent or unspent for the Financial Year:

Total Amount Spent for the Financial Year (Rs. in lakh.)	Amount Unspent (Rs.in lakh)				
	Total Amount transferred to Unspent CSR Account as per sub-section (6) of section 135		Amount transferred to any fund specified under Schedule VII as per second proviso to sub-section (5) of section 135		
	Amount	Date of transfer	Name of the Fund	Amount	Date of transfer
380.22	Not Applicable	Not Applicable	Not Applicable	Not Applicable	Not Applicable

(f) Excess amount for set off, if any: Rs. 0.38 lakh

Sl. No.	Particular	Amount (Rs. in lakh)
(1)	(2)	(3)
(i)	Two percent of average net profit of the company as per sub-section (5) of section 135	379.84*
(ii)	Total amount spent for the Financial Year	380.22
(iii)	Excess amount spent for the financial year [(ii)-(i)]	0.38
(iv)	Surplus arising out of the CSR projects or programmes or activities of the previous Financial Years, if any	-
(v)	Amount available for set off in succeeding Financial Years [(iii)-(iv)]	0.38

***Note**: The amount includes the impact of setting off the excess amount of expenditure i.e., Rs. 0.15 lakh

7. Details of Unspent Corporate Social Responsibility amount for the preceding three Financial Years: Not Applicable, since no amount is unspent for the preceding three Financial Years.

1	2	3	4	5	6		7	8
Sl. No.	**Preceding Financial Year(s)**	**Amount transferred to Unspent CSR Account under sub-section (6) of section 135 (Rs.in lakh)**	**Balance Amount in Unspent CSR Account under sub-section (6) of section 135 (Rs. in lakh)**	**Amount Spent in the Financial Year (Rs. in lakh.)**	**Amount transferred to a Fund as specified under Schedule VII as per second proviso to sub- section (5) of section 135, if any**		**Amount remaining to be spent in succeeding Financial Years (Rs. in lakh)**	**Deficiency, if any**
					Amount (Rs. in lakh)	**Date of Transfer**		
1	FY 2024-25							
2	FY 2023-24							
3	FY 2022-23							

8. Whether any capital assets have been created or acquired through Corporate Social Responsibility amount spent in the Financial Year:

( ) **Yes** (✓) **No**

If yes, enter the number of Capital assets created/ acquired [ ]

Furnish the details relating to such asset(s) so created or acquired through Corporate Social Responsibility amount spent in the Financial Year:

Sl. No.	**Short particulars of the property or asset(s) [including complete address and location of the property]**	**Pin code of the property or asset(s)**	**Date of creation**	**Amount of CSR amount spent**	**Details of entity/ Authority/ beneficiary of the registered owner**		
(1)	(2)	(3)	(4)	(5)	(6)		
					CSR Registration Number, if applicable	**Name**	**Registered address**
Not Applicable							

(All the fields should be captured as appearing in the revenue record, flat no, house no, Municipal Office/Municipal Corporation/ Gram panchayat are to be specified and also the area of the immovable property as well as boundaries).

9. **Specify the reason(s), if the company has failed to spend two per cent of the average net profit as per subsection (5) of section 135:** Not Applicable, since the company has spent its obligation amount.

Date: April 30, 2026
Place: Jaipur

For and on Behalf of the Board of Directors
For Finova Capital Private Limited

Sd/-	**Sd/-**
Mohit Sahney	**Sunita Sahney**
Managing Director and CEO and Chairperson of CSR Committee	**Executive Director**
DIN: 07280918	**DIN: 02395354**

Registered Office: 702, Seventh Floor, Unique Aspire Plot No. 13-14 Cosmo Colony, Amrapali Marg Vaishali Nagar, Jaipur-302021 (Rajasthan)
CIN: U65993RJ2015PTC048340
Website: www.finova.in
Email: info@finova.in

Annexure V

CONSERVATION OF ENERGY, TECHNOLOGY ABSORPTION AND FOREIGN EXCHANGE EARNINGS/OUT-GO

A. Conservation of Energy:

(i) **The steps taken or impact on conservation of energy:** Your Company's operations being financial services related, doesn't require intense consumption of energy. However, adequate measures have been initiated across all branches of the Company to reduce energy consumption as your Company is committed to sustainable business practices by contributing to environment protection and considers energy conservation as one of the strong pillars of preserving natural resources.

In alignment with this commitment, a range of energy-saving measures has been implemented across all branches such as adopting energy-efficient LED lighting systems across its offices to further reduce electricity consumption. Leveraging technology has played a central role in this initiative. The adoption of cloud-based virtual servers has enhanced both energy efficiency and data security. Further, the introduction of scan-based disbursements and paperless loan application logins has significantly reduced reliance on physical resources.

Additional initiatives include the strategic selection and design of office spaces to maximize the use of natural light, the deployment of video-conferencing facilities across all locations to minimize employee travel, and the promotion of digital learning platforms. Operational efficiencies have also been achieved through optimized lighting usage, continuous monitoring and control of air-conditioning systems, and the elimination of single-use plastics from office premises. The Company is transitioning from plastic water bottles to reusable glass water bottles and from plastic dustbins with durable steel dustbins across its offices.

As part of its waste management and sustainability efforts, the Company ensures responsible disposal of electronic waste through authorized and certified recyclers. E-waste generated by the Company is disposed of through certified vendors, promoting responsible recycling practices.

Through these collective efforts, the Company not only demonstrates its commitment to energy conservation and environmental stewardship but also reinforces its broader dedication to sustainable and responsible business practices.

(ii) **The steps taken by the company for utilizing alternate sources of energy:** Nil

(iii) **The capital investment on energy conservation equipment:** In view of the nature of the activities carried on by the Company, there is no capital investment on energy conservation equipment.

The Company remains at the forefront for constantly pursuing its goal of technological up-gradation in a cost-effective manner for delivering exceptional quality customer service.

B. Technology Absorption:

(i) **The efforts made towards technology absorption:** The Company continues to strengthen its digital transformation journey by making sustained investments in technology, automation and intelligent digital solutions aimed at enhancing operational efficiency, strengthening governance and delivering an improved customer experience across the lending lifecycle.

During the Financial Year 2025-26, the Company further expanded the use of technology by automating several critical business processes. A key initiative includes the implementation of digital collections through Dynamic QR Codes, enabling customers to make loan repayments seamlessly through digital payment channels, with real-time credit of funds directly to their respective loan accounts. This has significantly reduced manual intervention, improved reconciliation accuracy and enhanced customer convenience.

The Company has also developed a Customer Mobile Application, providing customers with secure and convenient access to their loan account information, repayment schedules, transaction history and service request functionalities. This digital platform has enhanced customer engagement by enabling faster, self-service access while reducing dependency on branch-based interactions.

To strengthen the lending process, the Company has developed an enhanced Customer Onboarding System and Loan Origination System (LOS) with enhanced workflow capabilities, configurable business rules and improved process controls. These technology platforms have streamlined customer onboarding, reduced turnaround time, improved data accuracy and enabled better compliance with internal policies and regulatory requirements.

Further, the Company has continued the implementation and expansion of Salesforce-based applications across various internal workflows and Customer Relationship Management (CRM) functions. The platform has strengthened process governance, improved workflow visibility, enhanced customer relationship management and enabled better collaboration across business functions, resulting in improved operational efficiency and control.

The Company has also leveraged Robotic Process Automation (RPA) to automate the generation and distribution of multiple Management Information System (MIS) reports across departments. This has reduced manual effort, improved report accuracy, ensured timely dissemination of business information and strengthened management oversight through near real-time monitoring and control.

Further strengthening its digital ecosystem, the Company has developed an advanced Live Management Dashboard that provides near real-time business intelligence and analytical insights across key operational functions, including Credit, Sales and Collections. The dashboard enables continuous monitoring of the complete lending lifecycle, covering customer logins, sanctions, disbursements, collections and every stage of individual loan files. Designed with a role-based access framework, it provides employees and business leaders with visibility into their respective teams' performance and productivity, while enabling senior management to monitor enterprise-wide business performance through consolidated dashboards. The platform facilitates timely decision-making, proactive business monitoring and enhanced operational transparency by replacing static reporting with dynamic, near real-time analytics. In addition, Artificial Intelligence (AI) capabilities have been integrated into the dashboard to generate intelligent insights, identify emerging business trends, analyse performance patterns and support data-driven strategic decision-making, thereby strengthening governance, operational efficiency and management oversight.

In addition, the Company has continued to enhance its technology ecosystem through API-based integrations with various business partners, financial institutions and service providers, along with continuous upgrades to its IT infrastructure. These initiatives have enabled seamless data exchange, improved system reliability, strengthened information security and enhanced the scalability of technology platforms to support the Company's growing business operations.

Recognizing cybersecurity as a strategic business priority, the Company has strengthened its information security framework through the implementation of advanced security technologies. During the Financial Year 2025-26, the Company implemented CrowdStrike Endpoint Detection and Response (EDR) solution to provide advanced endpoint protection, real-time threat detection and rapid incident response across enterprise devices. The Company also deployed Zscaler Cloud Security to enable Zero Trust Network Access (ZTNA), ensuring secure access to enterprise applications irrespective of user location while reducing cybersecurity risks.

To further strengthen its cyber defence capabilities, the Company implemented Sophos Secure Email Gateway to safeguard users against phishing attacks, spam, malware and other email-based threats. The Company also deployed ManageEngine Patch Management solution to automate operating system and application patch deployment, thereby ensuring timely remediation of security vulnerabilities across enterprise endpoints.

Further, the Company automated the complete employee user lifecycle by integrating its Human Resource Management System (HRMS) with user identity management processes. This enables automatic creation, modification and deactivation of user IDs based on employee onboarding, transfers and separation, thereby strengthening identity governance and access management.

In addition, the Company implemented Cloudflare Web Application Firewall (WAF) to protect internet-facing applications against web-based attacks, malicious traffic and Distributed Denial-of-Service (DDoS) attacks while improving application availability, reliability and performance.

Building on these digital capabilities, the Company has implemented Artificial Intelligence (AI)-based solutions across multiple business functions. Key initiatives include AI-driven collection strategy automation, face match, liveness check and machine learning-based predictive models for collections.

The Company is evaluating additional AI-enabled initiatives such as automated Personal Discussion (PD) processes, fraud detection through photo de-duplication technology, Document AI for intelligent document processing, file verification and multilingual voice bot-enabled collection processes. These initiatives are expected to further strengthen the Company's digital capabilities, operational efficiency and risk management framework.

(ii) **The benefits derived like product improvement, cost reduction, product development or import substitution:** The Company's continued investment in digital transformation and technology absorption has resulted in significant operational benefits. Automation of key business processes has improved operational efficiency, reduced manual intervention, accelerated turnaround times and enhanced overall process accuracy. The implementation of digital collection mechanisms and customer self-service platforms has improved customer convenience while reducing operational costs and increasing process transparency.

The enhanced Customer Onboarding System and Loan Origination System have strengthened service delivery by enabling faster customer onboarding, improved data quality, standardized workflows and enhanced compliance controls. Salesforce implementation, the Live Management Dashboard and RPA initiatives have significantly improved organizational productivity by providing near real-time visibility into business performance, enabling continuous monitoring of Credit, Sales and Collection functions, strengthening management reporting and facilitating faster, data-driven decision-making. The role-based dashboard has enhanced accountability at every organizational level by providing individual teams with relevant performance insights while enabling management with a consolidated enterprise-wide view of operations.

The Company's investments in cybersecurity have substantially enhanced the resilience and security of its technology environment. Advanced endpoint protection, Zero Trust Network Access, secure email security, automated patch management and web application firewall capabilities have strengthened protection against evolving cyber threats, reduced security vulnerabilities and improved the overall cyber resilience of the Company's IT infrastructure. Automated user identity lifecycle management has strengthened access governance by ensuring timely user provisioning and de-provisioning, reducing unauthorized access risks and improving compliance with internal policies and regulatory requirements. These initiatives have also enhanced audit readiness, business continuity, system availability and stakeholder confidence while providing a secure technology foundation for future digital growth.

Technology-driven process improvements have also enhanced governance, strengthened internal controls, improved audit readiness and supported better risk management across business operations. API integrations, AI-enabled analytics and infrastructure modernization have increased system scalability, improved service reliability, enhanced predictive business insights and provided a strong technology foundation to support the Company's future growth.

(iii) **In case of imported technology (imported during the last three years reckoned from the beginning of the financial year):** Not applicable

(a) **The details of technology imported:** Not applicable
(b) **The year of import:** Not applicable
(c) **Whether the technology been fully absorbed:** Not applicable
(d) **If not fully absorbed, areas where absorption has not taken place, and the reasons thereof:** Not Applicable

(iv)**The expenditure incurred on Research and Development:** Not applicable

C. Foreign Exchange Earnings and Outgo:

There were no foreign exchange earnings and outgo during the Financial Year 2025-26.

Date: April 30, 2026
Place: Jaipur

For and on Behalf of the Board of Directors
For Finova Capital Private Limited

Sd/-	**Sd/-**
Mohit Sahney	**Sunita Sahney**
Managing Director and CEO	**Executive Director**
DIN: 07280918	**DIN: 02395354**

Registered Office: 702, Seventh Floor, Unique Aspire
Plot No. 13-14 Cosmo Colony, Amrapali Marg
Vaishali Nagar, Jaipur-302021 (Rajasthan)
CIN: U65993RJ2015PTC048340
Website: www.finova.in
Email: info@finova.in

Annexure VI

FORM NO. AOC-2

(Pursuant to clause (h) of sub-section (3) of Section 134 of the Companies Act, 2013
and Rule 8(2) of the Companies (Accounts) Rules, 2014)

Form for disclosure of particulars of contracts/arrangements entered into by the Company with related parties referred to in sub-section (1) of Section 188 of the Companies Act, 2013 including certain arm's length transactions under third proviso thereto

1. Details of contracts or arrangements or transactions not at arm's length basis:

(a)	Name(s) of the related party and nature of relationship	Nil
(b)	Nature of contracts/arrangements/transactions	Nil
(c)	Duration of the contracts / arrangements/transactions	Nil
(d)	Salient terms of the contracts or arrangements or transactions including the value, if any	Nil
(e)	Justification for entering into such contracts or arrangements or transactions	Nil
(f)	Date of approval by the Board	Nil
(g)	Amount paid as advances, if any	Nil
(h)	Date on which the special resolution was passed in general meeting as required under first proviso to section 188	Nil

2. Details of material contracts or arrangement or transactions at arm's length basis:

(a)	(b)	(c)	(d)	(e)	(f)
Name(s) of the related party and nature of relationship	**Nature of contracts/ arrangements/ transactions**	**Duration of the contracts /arrangements/ transactions**	**Salient terms of the contracts or arrangements or transactions including the value, if any**	**Date(s) of approval by the Board, if any**	**Amount paid as advances, if any**
Mr. Rahul Sahney (Brother of Mr. Mohit Sahney, Managing Director and CEO of the Company)	Appointment at office or place of Profit	Regular	Appointment of Mr. Rahul Sahney as Chief Operating Officer on gross monthly remuneration upto Rs. 25,00,000 (Rupees twenty-five lakh only) and overall annual remuneration upto Rs. 3,00,00,000 (Rupees three crore only) (inclusive of all the benefits) as approved by the Board of Directors and Shareholders of the Company. The gross payment made during the Financial Year 2025-26 was Rs. 147.37 Lakh.	Board Approval: April 29, 2025 Shareholders' Approval: May 20, 2022	--
Mr. Aryaman Sahney (Son of Mr. Mohit Sahney, Managing Director and CEO and Mrs. Sunita Sahney, Executive Director of the Company)	Appointment at office or place of Profit	Regular	Appointment of Mr. Aryaman Sahney as Assistant Vice President – Strategy on gross monthly remuneration upto Rs. 5,00,000/- (Rupees five lakh only) and overall annual remuneration upto Rs. 60,00,000/- (Rupees sixty lakh only) (inclusive of all the benefits) as approved by the Board of Directors and Shareholders of the Company. The gross payment made during the Financial Year 2025-26 was Rs. 31.62 Lakh.	Board Approval: April 29, 2025 Shareholders' Approval: June 20, 2025	--

Date: April 30, 2026
Place: Jaipur

For and on Behalf of the Board of Directors
For Finova Capital Private Limited

Sd/-
Mohit Sahney
Managing Director and CEO
DIN: 07280918

Sd/-
Sunita Sahney
Executive Director
DIN: 02395354

Registered Office: 702, Seventh Floor, Unique Aspire
Plot No. 13-14 Cosmo Colony, Amrapali Marg
Vaishali Nagar, Jaipur-302021 (Rajasthan)
CIN: U65993RJ2015PTC048340
Website: www.finova.in
Email: info@finova.in

Independent Auditors' Report

To the Members of Finova Capital Private Limited

Report on the Audit of the Financial Statements

1. Opinion

We have audited the accompanying Financial Statements of Finova Capital Private Limited ("the Company"), which comprise the Balance Sheet as at 31 March 2026, the Statement of Profit and Loss (including Other Comprehensive Income), the Statement of Changes in Equity and Statement of Cash Flows for the year then ended, and notes to the financial statements, including a summary of the significant accounting policies and other explanatory information (hereinafter referred to as "the financial statements").

In our opinion and to the best of our information and according to the explanations given to us, the aforesaid financial statements give the information required by the Companies Act, 2013 (the "Act") in the manner so required and give a true and fair view in conformity with the Indian Accounting Standards prescribed under section 133 of the Act read with the Companies (Indian Accounting Standards) Rules, 2015, as amended, ("Ind AS") and other accounting principles generally accepted in India, of the state of affairs of the Company as at 31 March 2026, and profit and other comprehensive income, changes in equity and its cash flows for the year ended on that date.

2. Basis for Opinion

We conducted our audit of financial statements in accordance with the Standards on Auditing ("SAs") specified under section 143(10) of the Act. Our responsibilities under those SAs are further described in the *Auditor's Responsibilities for the Audit of the financial statements* section of our report. We are independent of the Company in accordance with the Code of Ethics issued by the Institute of Chartered Accountants of India ("ICAI") together with the ethical requirements that are relevant to our audit of the financial statements under the provisions of the Act and the Rules thereunder, and we have fulfilled our other ethical responsibilities in accordance with these requirements and the ICAI's Code of Ethics. We believe that the audit evidence we have obtained is sufficient and appropriate to provide a basis for our audit opinion on the financial statements.

3. Information other than the Financial Statements and auditor's report thereon

The Company's management and Board of Directors are responsible for the other information. The other information comprises the information included in the Company's annual report but does not include the financial statements and our auditors' report thereon. The other information is expected to be made available to us after the date of this auditor's report.

Our opinion on the financial statements does not cover the other information and we do not express any form of assurance conclusion thereon.

In connection with our audit of the financial statements, our responsibility is to read the other information and, in doing so, consider whether the other information is materially inconsistent with the financial statements or our knowledge obtained in the audit or otherwise appears to be materially misstated. If, based on the work we have performed, we conclude that there is a material misstatement of this other information, we are required to report that fact. We have nothing to report in this regard.

4. Management's Responsibility for the financial statements

The Company's Management and Board of Directors is responsible for the matters stated in section 134(5) of the Act with respect to the preparation of these financial statements that give a true and fair view of the financial position, financial performance, including other comprehensive income, changes in equity and cash flows of the Company in accordance with the accounting principles generally accepted in India, including the Indian Accounting Standards ("Ind AS") specified under section 133 of the Act. This responsibility also includes maintenance of adequate accounting records in accordance with the provisions of the Act for safeguarding of the assets of the Company and for preventing and detecting frauds and other irregularities; selection and application of appropriate accounting policies; making judgments and estimates that are reasonable and prudent; and design, implementation and maintenance of adequate internal financial controls that were operating effectively for ensuring the accuracy and completeness of the accounting records, relevant to the preparation and presentation of the financial statements that give a true and fair view and are free from material misstatement, whether due to fraud or error.

In preparing the financial statements, the Management is responsible for assessing the Company's ability to continue as a going concern, disclosing, as applicable, matters related to going concern and using the going concern basis of accounting unless the Board of Directors either intends to liquidate the Company or to cease operations, or has no realistic alternative but to do so.

The Board of Directors is also responsible for overseeing the Company's financial reporting process.

5. Auditor's Responsibilities for the Audit of the financial statements

Our objectives are to obtain reasonable assurance about whether the financial statements as a whole are free from material misstatement, whether due to fraud or error, and to issue an auditor's report that includes our opinion. Reasonable assurance is a high level of assurance, but is not a guarantee that an audit conducted in accordance with SAs will always detect a material misstatement when it exists. Misstatements can arise from fraud or error and are considered material if, individually or in the aggregate, they could reasonably be expected to influence the economic decisions of users taken on the basis of these financial statements.

As part of an audit in accordance with SAs, we exercise professional judgment and maintain professional skepticism throughout the audit. We also:

- Identify and assess the risks of material misstatement of the financial statements, whether due to fraud or error, design and perform audit procedures responsive to those risks, and obtain audit evidence that is sufficient and appropriate to provide a basis for our opinion. The risk of not detecting a material misstatement resulting from fraud is higher than for one resulting from error, as fraud may involve collusion, forgery, intentional omissions, misrepresentations, or the override of internal control.

- Obtain an understanding of internal financial control relevant to the audit in order to design audit procedures that are appropriate in the circumstances. Under section 143(3)(i) of the Act, we are also responsible for expressing our opinion on whether the Company has adequate internal financial controls with reference to financial statements in place and the operating effectiveness of such controls.

- Evaluate the appropriateness of accounting policies used and the reasonableness of accounting estimates and related disclosures in the financial statements made by the Management and Board of Directors.

- Conclude on the appropriateness of the Management and Board of Directors use of the going concern basis of accounting and, based on the audit evidence obtained, whether a material uncertainty exists related to events or conditions that may cast significant doubt on the Company's ability to continue as a going concern. If we conclude that a material uncertainty exists, we are required to draw attention in our auditor's report to the related disclosures in the financial statements or, if such disclosures are inadequate, to modify our opinion. Our conclusions are based on the audit evidence obtained up to the date of our auditor's report. However, future events or conditions may cause the Company to cease to continue as a going concern.

- Evaluate the overall presentation, structure and content of the financial statements, including the disclosures, and whether the financial statements represent the underlying transactions and events in a manner that achieves fair presentation.

- Materiality is the magnitude of misstatements in the financial statements that, individually or in aggregate, makes it probable that the economic decisions of a reasonably knowledgeable user of the financial statements may be influenced. We consider quantitative materiality and qualitative factors in (i) planning the scope of our audit work and in evaluating the results of our work; and (ii) to evaluate the effect of any identified misstatements in the financial statements.

We communicate with those charged with governance regarding, among other matters, the planned scope and timing of the audit and significant audit findings, including any significant deficiencies in internal control that we identify during our audit.

We also provide those charged with governance with a statement that we have complied with relevant ethical requirements regarding independence, and to communicate with them all relationships and other matters that may reasonably be thought to bear on our independence, and where applicable, related safeguards.

6. Report on Other Legal and Regulatory Requirements

I. As required by the Companies (Auditors' Report) Order, 2020 ("the Order") issued by the Central Government in terms of section 143 (11) of the Act, we give in the **"Annexure A"** a statement on the matters specified in paragraphs 3 and 4 of the Order, to the extent applicable.

II. As required by section 143(3) of the Act, based on our audit we report that:

a) We have sought and obtained all the information and explanations which to the

best of our knowledge and belief were necessary for the purposes of our audit.

b) In our opinion, proper books of account as required by law have been kept by the Company so far as it appears from our examination of those books.

c) The balance sheet, the statement of profit and loss (including other comprehensive income), the statement of changes in equity and the statement of cash flows dealt with by this Report are in agreement with the books of account.

d) In our opinion, the aforesaid financial statements comply with the Ind AS specified under section 133 of the Act.

e) On the basis of the written representations received from the directors as on 31 March 2026 taken on record by the Board of Directors, none of the directors are disqualified as on 31 March 2026 from being appointed as a director in terms of section 164(2) of the Act.

f) With respect to the adequacy of the internal financial controls with reference to financial statements of the Company and the operating effectiveness of such controls, refer to our separate report in **"Annexure B"**. Our report expresses an unmodified opinion on the adequacy and operating effectiveness of the Company's internal financial controls with reference to Financial Statement.

g) With respect to the matter to be included in the Auditors' Report in accordance with the requirements of section 197(16) of the Act, as amended: in our opinion and according to the information and explanations given to us, the Company being a private Company, Section 197 of the Act related to the managerial remuneration is not applicable.

h) With respect to the other matters to be included in the Auditors' Report in accordance with Rule 11 of the Companies (Audit and Auditors) Rules, 2014, as amended, in our opinion and to the best of our information and according to the explanations given to us:

i) The Company has disclosed the impact of pending litigations as at 31 March 2026 on its financial position in its financial statements - Refer Note 28 of financial statements;

ii) The Company did not have any long-term contracts including derivative contracts for which there were any material foreseeable losses- Refer Note 28(d) of the financial statements.

iii) There were no amounts which were required to be transferred to the Investor Education and Protection Fund by the Company;

iv) (a) The Management has represented that, to the best of its (knowledge and belief, no funds (which are material either individually or in aggregate) have been advanced or loaned or invested (either from borrowed funds or share premium or any other sources or kind of funds) by the Company to or in any other person(s) or entity(ies), including foreign entities ("Intermediaries"), with the understanding, whether recorded in writing or otherwise, that the Intermediary shall, whether, directly or indirectly lend or invest in other persons or entities identified in any manner whatsoever by or on behalf of the company ("Ultimate Beneficiaries") or provide any guarantee, security or the like on behalf of the Ultimate Beneficiaries- refer Note 54(iii)(i) of the Financial Statement;

(b) The Management has represented, that, to the best of its knowledge and belief, no funds (which are material either individually or in the aggregate) have been received by the company from any person(s) or entity(ies), including foreign entities ("Funding Parties"), with the understanding, whether recorded in writing or otherwise, that the Company shall, whether, directly or indirectly, lend or invest in other persons or entities identified in any manner whatsoever by or on behalf of the Funding Party ("Ultimate Beneficiaries") or provide any guarantee, security or the like on behalf of the Ultimate Beneficiaries-refer Note 54(iii)(ii) of the Financial Statement; and

(c) Based on audit procedures that we have considered reasonable and appropriate in the circumstances, nothing has come to our notice that has caused us to believe that the representations under sub-clause (i) and (ii) of Rule 11(e), as provided under (a) and (b) above, contain any material misstatement.

v) During the year, the company has not paid or declared any dividend and has not proposed final dividend for the year.

vi) Based on our examination which included test checks, the company has used accounting softwares (SynoFin Loan Management System and Microsoft Dynamics 365 financial accounting package) which is operated by a third-party software service provider for maintaining its books of account. Based on SOC1TYPE2 and SOC2TYPE2 report for Microsoft Dynamics 365 financial accounting package softwares provided by the third-party software service provider and other information provided to us by the company for both the softwares, we report that the audit trail (edit log) facility in the above softwares was enabled and operated throughout the year for all relevant transactions at the user level.

The third-party service provider has confirmed to the management of the company that once transaction posted in the application it cannot be modified and deleted by user and backend hence, the question of maintenance of audit trail at data base level for direct data change does not arise.

Further, during the course of our audit we did not come across any instance of audit trail feature being tampered with during the period in which audit trail was enabled. Audit trail has been preserved by the Company as per the statutory requirements for record retention to the extent enabled.

Our examination of the audit trail was in the context of an audit of financial statements carried out in accordance with the Standard of Auditing and only to the extent required by Rule 11(g) of the Companies (Audit and Auditors) Rules,2014. We have not carried out any audit or examination of the audit trail beyond the matters required by the aforesaid Rule 11(g) nor have we carried out any standalone audit or examination of the audit trail.

For T R Chadha & Co LLP
Chartered Accountants
Firm's Reg. No-:
006711N/N500028

Sd/-
Aashish Gupta
(Partner)
Membership No. 097343
UDIN: 26097343ZOPSZH363

Place: Jaipur
Date: April 30, 2026

Annexure A to the Independent Auditor's Report of even date

To the best of our information and according to the explanations provided to us by the Company and the books of account and records examined by us in the normal course of audit, we state that;

i. In respect of the Company's Property, Plant and Equipment and Intangible Assets:

(a) (A) The Company has maintained proper records showing full particulars, including quantitative details and situation of property, plant and equipment and relevant details of right-of use assets;

(B) The Company has maintained proper records showing full particulars of intangible assets;

(b) The Company has a regular program of physical verification of these Property, Plant and Equipment whereby all these assets are verified in a phased manner, over a period of two years. In our opinion, the periodicity of the physical verification is reasonable having regard to the size of the Company and the nature of its assets. For the assets where physical verification exercise was completed, no material discrepancies were noticed on such verification;

(c) The Company does not hold any immovable properties (other than properties where the company is the lessee and the lease agreements are duly executed in favor of the lessee) Accordingly, the provision of 3(i)(c) of the order is not applicable.

(d) The Company has not revalued its Property, Plant and Equipment (including right-of-use assets) and intangible assets during the year; being under cost model. Accordingly, the provision of 3(i)(d) of the order is not applicable.

(e) No proceedings have been initiated during the year or are pending against the Company as at March 31, 2026 for holding any benami property under the Benami Transactions (Prohibition) Act, 1988 (45 of 1988) (as amended in 2016) and rules made thereunder;

ii (a) The Company is primarily engaged in lending business. Accordingly, it does not hold any inventories. Thus, the provision of clause 3(ii)(a) of the Order is not applicable to the Company;

(b) The Company has been sanctioned loans in excess of Rs.5 crores in aggregate during the year from banks and financial institutions on the basis of security of current assets and the quarterly returns/statements filed by the company with such banks and financial institutions. As disclosed by the management in Note 11(j) of the financial statements and as verified by us, the same are in agreement with the unaudited books of accounts of the company for the respective period;

iii. The Company has not made investments in and provided any guarantee or security to companies, firms, Limited Liability Partnerships or any other parties. However, the Company has granted secured and unsecured loans to companies, firms, Limited Liability Partnerships and to others parties during the year in respect of which;

(a) Since the Company is principally engaged in providing loans reporting under clause 3(iii)(a) of the Order is not applicable;

(b) In our opinion, the terms and conditions of the Investment made, security given and conditions of loans and advance granted in nature of loans during the year are prima facie not prejudicial to the Company's interest; According to the information and explanations given to us, the company has not provided any guarantee during the year.

(c) In respect of the loans/advances in nature of loan, the schedule of repayment of principal and payment of interest has been stipulated by the Company. Considering that the Company is a non-banking financial company engaged in the business of granting loans, the entity-wise details of the amount, due date for payment and extent of delay (that has been suggested in the Guidance Note on CARO 2020 issued by the Institute of Chartered Accountants of India for reporting under this clause) have not been reported because it is not practicable to furnish such details owing to the voluminous nature of data generated in the normal course of the Company's business. Further, except for the instances where there are delays or defaults in repayment of principal and/ or interest and in respect of which the Company has recognised necessary provisions in accordance with the principles of Indian Accounting Standards (Ind AS) and the guidelines issued by the Reserve Bank of India ("RBI") for Income Recognition and Asset Classification (which has been disclosed by the Company in Note 4 and 44 to the Financial Statements), the parties are repaying the principal amounts, as stipulated, and are also regular in payment of interest, as applicable.

(d) In respect of loans granted by the Company, the overdue amount remaining outstanding as at the balance sheet date is as reported in Note 4 and 40(g)(vii) of notes of the Financial Statements. The total amount overdue for more than 90 days amounts to Rs. 12,321.47 Lakhs with respect to 3874 borrowers (3994 loan accounts). The Company has generally taken reasonable steps in its normal course of business for recovery of overdue principal and interest in respect of such loans;

(e) As Company is principally engaged in providing loans, hence the reporting under clause 3(iii)(e) of the Order is not applicable;

(f) The Company has not granted any loans or advances, in the nature of loans either repayable on demand or without specifying any terms or period of repayment during the year.

iv The Company has not granted any loans, made investments, or provided guarantees and securities which attract the provisions of section 185, accordingly, paragraph 3(iv) of the Order is not applicable to the Company to this extent. The Company has complied with the provisions of sub-section (1) of section 186 of the Act in respect of the loans and investments made and guarantees and security provided by it. The provisions of sub-sections (2) to (11) of section 186 are not applicable to the Company as it is a non-banking financial company registered with the RBI engaged in the business of granting loans.;

v The Company has not accepted any deposits or amounts which are deemed to be deposits from the public to which the directives issued by the Reserve Bank of India and the provisions of section 73 to 76 or any other relevant provisions of the Act and the Rules framed there under apply. Accordingly, the provision of clause 3(v) of the Order is not applicable to the Company;

vi The Central Government has not prescribed the maintenance of cost records under sub-section (1) of section 148 of the Act for any of the services rendered by the Company. Accordingly, the provision of clause 3(vi) of the Order is not applicable to the Company;

vii (a) The amounts deducted / accrued in the books of account in respect of undisputed statutory dues including Goods and Services tax, provident fund, employees' state insurance, income tax, cess and other applicable statutory dues have been regularly deposited by the Company with the appropriate authorities except delay of 30 to 45 Days was noticed in deposition of advance income tax. As explained to us, the Company did not have any dues on account of sales tax, service tax, value added tax, duty of customs and duty of excise;

There were no undisputed amounts payable in respect of Goods and Services tax, provident fund, employees' state insurance, income tax, cess and other applicable statutory dues which were in arrears as at 31 March 2026 for a period of more than six months from the date they become payable.

(b) There are no amounts in respect of income tax, goods & service taxes etc. that have not been deposited with the appropriate authorities on account of any dispute

(Rs. In lakhs)

Nature of Act	**Forum**	**Nature of the Due**	**Period (Assessment year)**	**Demand Amount excluding interest and Penalty**	**Amount not deposited**
Goods and Service Tax Act, 2017	Commissioner of Goods and Service Tax, Rajasthan	Goods and Service Tax	2019-20	7.10	-
Goods and Service Tax, 2017	Commissioner of Goods and Service Tax, Rajasthan	Goods and Service Tax	2020-21	15.54	-
Goods and Service Tax, 2017	Commissioner of Goods and Service Tax, Madhya Pradesh	Goods and Service Tax	2020-21	1.46	-

viii There were no transactions relating to previously unrecorded income that have been surrendered or disclosed as income during the year in the tax assessments under the Income Tax Act, 1961 (43 of 1961);

ix (a) The Company has not defaulted in the repayment of loans or other borrowings to or in the payment of interest thereon to any lender, during the year;
(b) The Company has not been declared as willful defaulter by any bank or financial institution or other lender;

(c) Term loans availed by the Company during the year have been generally applied for the purpose for which they were obtained other than temporary deployment in liquid assets which are recoverable on demand;
(d) On an overall examination of financial statements of the company, we report that no funds have been raised on short term basis. Accordingly, the provision of clause 3(ix)(d) of the Order is not applicable to the Company;
(e) The Company does not have any subsidiary, associate or joint venture. Accordingly, the provisions of clause 3(ix)(e) of the Order is not applicable;
(f) The Company does not have any subsidiary, associate or joint venture. Accordingly, the provisions of clause 3(ix)(f) of the Order is not applicable;

x (a) The Company did not raise money by way of initial public offer or further public offer (including debt instruments) during the year. Accordingly, the provisions of clause 3(x)(a) of the Order are not applicable;
(b) The Company has not made any preferential allotment or private placement of shares or convertible debentures (fully, partially or optionally convertible) during the year under audit and hence, the requirement to report on clause 3(x)(b) of the Order is not applicable to the Company.

xi **Fraud**

(a) During the course of our examination of the books and records of the Company, carried out in accordance with the generally accepted auditing practices in India, no fraud by the Company or on the Company has been noticed or reported during the course of our audit except as reported in note no. 52 of the financial statements.

(b) No report under sub-section (12) of section 143 of the Companies Act has been filed by us in Form ADT-4 as prescribed under rule 13 of Companies (Audit and Auditors) Rules, 2014 with the Central Government, during the year and upto the date of this report;
(c) We have taken into consideration the whistle blower complaints received by the Company during the year (and upto the date of this report), while determining the nature, timing and extent of our audit procedures;

xii The Company is not a Nidhi Company and hence reporting under paragraph 3 clause (xii) of the Order is not applicable;

xiii In our opinion, all transactions with the related parties are in compliance with Section 188 of the Act, where applicable, and the requisite details have been disclosed in the financial statements etc., as required by the applicable accounting standards. Since, the Company is a Private Limited Company; therefore, the provisions of Section 177 of the Act are not applicable to the Company;

xiv (a) In our opinion, the Company has an internal audit system commensurate with the size and nature of its business;
(b) We have considered the internal audit reports issued to the Company for the period under audit;

xv The company has not entered into any non-cash transactions with directors or persons connected with him and hence provisions of section 192 of Companies Act are not applicable to the company.

xvi (a) The Company is required to be registered under Section 45-IA of the RBI Act, 1934 and such registration has been obtained by the Company.
(b) The Company has conducted non-banking financial activities during the year and the Company holds valid Certificate of Registration from the RBI as per the Reserve Bank of India Act, 1934.
(c) The Company is not a core investment company and hence reporting under clause (xvi)(c) of the Order is not applicable;
(d) There are no core investment company as a part of the group;

xvii The Company has not incurred cash losses during the financial year covered by our audit and the immediately preceding financial year;

xviii There has been no resignation of the statutory auditors during the year and accordingly requirement to report on Clause 3(xviii) of the Order is not applicable to the Company.

xix According to the information and explanations given to us and on the basis of the financial ratios, ageing and expected dates of realization of financial assets and payment of financial liabilities, other information accompanying the financial statements, our knowledge of the Board of Directors and management plans and based on our examination of the evidence supporting the assumptions, nothing has come to our attention, which causes us to believe that any material uncertainty exists as on the date of the audit report that company is not capable of meeting its liabilities existing at the date of balance sheet as and when they fall due within a period of one year from the balance sheet date. We, however, state that this is not an assurance as to the future viability of the company. We further state that our reporting is based on the facts up to the date of the audit report and we neither give any guarantee nor any assurance that all liabilities falling due within a period of one year from the balance sheet date, will get discharged by the company as and when they fall due;

xx As disclosed by management in Note 24.2 of the financial statements and as verified by us, the gross amount required to be spent by company towards Corporate Social Responsibility ("CSR") during the year has been duly spent during the year. Hence reporting under clause (xx)(a) and clause (xx)(b) of the Order is not applicable;

For T R Chadha & Co LLP
Chartered Accountants
Firm's Reg. No-:
006711N/N500028

Sd/-
Aashish Gupta
(Partner)
Membership No. 097343
UDIN: 26097343ZOPSZH363

Place: Jaipur
Date: April 30, 2026

ANNEXURE – B TO THE INDEPENDENT AUDITOR'S REPORT OF EVEN DATE ON THE FINANCIAL STATEMENTS OF FINOVA CAPITAL PRIVATE LIMITED-

Report on the Internal Financial Controls with reference to financial statements under Clause (i) of Sub-section 3 of Section 143 of the Companies Act, 2013 ("the Act")

We have audited the internal financial controls with reference to financial statements of **FINOVA CAPITAL PRIVATE LIMITED** ("the Company") as of March 31, 2026 in conjunction with our audit of the financial statements of the Company for the year ended on that date.

Opinion

In our opinion, to the best of our information and according to the explanations given to us, the Company has, in all material respects, an adequate internal financial controls system with reference to financial statements and such internal financial controls with reference to financial statements were operating effectively as at March 31, 2026, based on the internal control with reference to financial statements criteria established by the Company considering the essential components of internal control stated in the Guidance Note on Audit of Internal Financial Controls over Financial Reporting issued by the Institute of Chartered Accountants of India.

Management's Responsibility for Internal Financial Controls

The Company's management is responsible for establishing and maintaining internal financial controls based on the internal control over financial reporting criteria established by the Company considering the essential components of internal control stated in the Guidance Note on Audit of Internal Financial Controls over Financial Reporting issued by the Institute of Chartered Accountants of India ('ICAI'). These responsibilities include the design, implementation and maintenance of adequate internal financial controls that were operating effectively for ensuring the orderly and efficient conduct of its business, including adherence to company's policies, the safeguarding of its assets, the prevention and detection of frauds and errors, the accuracy and completeness of the accounting records, and the timely preparation of reliable financial information, as required under the Companies Act, 2013.

Auditors' Responsibility

Our responsibility is to express an opinion on the Company's internal financial controls with reference to financial statements based on our audit.

We conducted our audit in accordance with the Guidance Note on Audit of Internal Financial Controls over Financial Reporting (the "Guidance Note") and the Standards on Auditing, issued by ICAI and deemed to be prescribed under section 143(10) of the Companies Act, 2013, to the extent applicable to an audit of internal financial controls with reference to financial statements, both applicable to an audit of Internal Financial controls with reference to financial statements. Those Standards and the Guidance Note require that we comply with ethical requirements and plan and perform the audit to obtain reasonable assurance about whether adequate internal financial controls with reference to financial statements was established and maintained and if such controls operated effectively in all material respects.

Our audit involves performing procedures to obtain audit evidence about the adequacy of the internal financial controls system with reference to financial statements and their operating effectiveness. Our audit of internal financial controls with reference to financial statements included obtaining an understanding of internal financial controls with reference to financial statements, assessing the risk that a material weakness exists, and testing and evaluating the design and operating effectiveness of internal control based on the assessed risk. The procedures selected depend on the auditor's judgment, including the assessment of the risks of material misstatement of the financial statements, whether due

to fraud or error.

We believe that the audit evidence we have obtained is sufficient and appropriate to provide a basis for our audit opinion on the Company's internal financial controls system with reference to financial statements.

Meaning of Internal Financial Controls with reference to financial statements

A company's internal financial control with reference to financial statements is a process designed to provide reasonable assurance regarding the reliability of financial reporting and the preparation of financial statements for external purposes in accordance with generally accepted accounting principles. A company's internal financial control with reference to financial statements includes those policies and procedures that (1) pertain to the maintenance of records that, in reasonable detail, accurately and fairly reflect the transactions and dispositions of the assets of the company; (2) provide reasonable assurance that transactions are recorded as necessary to permit preparation of financial statements in accordance with generally accepted accounting principles, and that receipts and expenditures of the company are being made only in accordance with authorizations of management and directors of the company; and (3) provide reasonable assurance regarding prevention or timely detection of unauthorised acquisition, use, or disposition of the company's assets that could have a material effect on the financial statements.

Inherent Limitations of Internal Financial Controls with reference to financial statements

Because of the inherent limitations of internal financial controls with reference to financial statements, including the possibility of collusion or improper management override of controls, material misstatements due to error or fraud may occur and not be detected. Also, projections of any evaluation of the internal financial controls with reference to financial statements to future periods are subject to the risk that the internal financial control with reference to financial statements may become inadequate because of changes in conditions, or that the degree of compliance with the policies or procedures may deteriorate.

For T R Chadha & Co LLP
Chartered Accountants
Firm's Reg. No-:
006711N/N500028

Sd/-
Aashish Gupta
(Partner)
Membership No. 097343
UDIN: 26097343ZOPSZH363

Place: Jaipur
Date: April 30, 2026

FINOVA CAPITAL PRIVATE LIMITED
CIN- U65993RJ2015PTC048340
BALANCE SHEET AS AT 31 MARCH, 2026

		Note No.	As at 31 March , 2026 Rs. /Lakhs	As at 31 March , 2025 Rs. /Lakhs
ASSETS				
1	**Financial assets**			
	(a) Cash and cash equivalents	2	5,955.21	9,980.08
	(b) Bank balance other than cash and cash equivalents	3	7,199.55	17,744.56
	(c) Loans	4	3,75,050.67	3,42,966.87
	(d) Investments	5	98,605.04	58,838.47
	(e) Other financial assets	6	1,400.48	1,189.09
	Subtotal - financial assets (A)		**4,88,210.95**	**4,30,719.07**
2	**Non- financial assets**			
	(a) Current tax assets		1,115.08	1,123.08
	(b) Deferred tax assets (net)	27	2,993.68	1,841.68
	(c) Property, plant and equipment	7(a)	1,693.48	1,728.32
	(d) Capital-work-in progress	7(b)	-	63.50
	(e) Right of use assets	7(c)	1,224.32	403.23
	(f) Intangible assets under development	7(d)	24.87	28.35
	(g) Other intangible assets	7(e)	188.35	185.46
	(h) Other non- financial assets	8	119.58	152.76
	Subtotal - non-financial assets (B)		**7,359.36**	**5,526.38**
	Total - assets (A+B)		**4,95,570.31**	**4,36,245.45**
LIABILITIES AND EQUITY				
1	**Financial liabilities**			
	(a) Payables			
	1) Trade payables	9		
	- total outstanding dues of micro enterprises and small enterprises		26.95	19.39
	- total outstanding dues of creditors other than micro enterprises and small enterprises		1,087.00	1,170.33
	2) Other payables			
	- total outstanding dues of micro enterprises and small enterprises		-	-
	- total outstanding dues of creditors other than micro enterprises and small enterprises		218.68	165.55
	(b) Debt securities	10	-	-
	(c) Borrowings (other than debt securities)	11	2,75,640.06	2,35,335.09
	(d) Lease liabilities	7(f)	1,312.68	478.84
	Subtotal - financial liabilities (C)		**2,78,285.37**	**2,37,169.20**
2	**Non-financial liabilities**			
	(a) Current tax liabilities		1,216.39	-
	(b) Provisions	12	1,088.51	647.54
	(c) Other non-financial liabilities	13	3,892.71	3,992.38
	Subtotal - non-financial liabilities (D)		**6,197.61**	**4,639.92**
3	**Equity**			
	(a) Equity share capital	14	590.10	590.10
	(b) Preference share capital	14	13,851.47	13,851.47
	(c) Other equity	15	1,96,645.76	1,79,994.76
	Subtotal - equity (E)		**2,11,087.33**	**1,94,436.33**
	Total - liabilities and equity (C+D+E)		**4,95,570.31**	**4,36,245.45**

The accompanying notes are forming part of financial statements

In terms of our report attached
For T R Chadha & CO LLP
Chartered Accountants
Firm's Registration No. 006711N/500028

Sd/
Aashish Gupta
Partner
Membership No. 097343
Place: Jaipur
Date : 30 April, 2026

For and on behalf of Board of Directors of
FINOVA CAPITAL PRIVATE LIMITED

Sd/
Mohit Sahney
Managing Director & CEO
DIN: 07280918
Place: Jaipur
Date : 30 April, 2026

Sd/
Sunita Sahney
Executive Director
DIN: 02395354
Place: Jaipur
Date : 30 April, 2026

Sd/
Ravi Sharma
Chief Financial Officer

Place: Jaipur
Date : 30 April, 2026

Sd/
Jaikishan Premani
Company Secretary
M. No: A42043
Place: Jaipur
Date : 30 April, 2026

FINOVA CAPITAL PRIVATE LIMITED
CIN- U65993RJ2015PTC048340
STATEMENT OF PROFIT AND LOSS FOR THE YEAR ENDED 31 MARCH, 2026

	Note No.	Year ended 31 March, 2026	Year ended 31 March, 2025
		Rs. /Lakhs	Rs. /Lakhs
Revenue from operations			
(a) Interest income	16	90,168.20	74,126.11
(b) Fees and commission income	17	1,062.85	1,189.95
(c) Net gain on fair value changes	18	910.90	910.79
Total Revenue from operations (A)		**92,141.95**	**76,226.85**
Other income (B)	19	68.72	6.86
Total income (A+B)		**92,210.67**	**76,233.71**
Expenses			
(a) Finance costs	20	24,356.11	20,037.60
(b) Impairment on financial instruments	21	12,614.94	4,200.47
(c) Employee benefits expense	22	26,840.31	21,893.25
(d) Depreciation, amortization and impairment	23	820.38	707.50
(e) Other expenses	24	5,367.89	4,542.28
Total expenses (C)		**69,999.63**	**51,381.10**
Profit before tax (A+B-C)		**22,211.04**	**24,852.61**
Tax expense:			
(1) Current tax	26	6,845.29	7,006.47
(2) Deferred tax	27	(1,164.31)	(654.18)
		5,680.98	**6,352.29**
Profit for the year		**16,530.06**	**18,500.32**
Other comprehensive income			
Items that will not be reclassified to profit or loss			
(i) Re-measurement of net defined benefit plans	29	49.06	11.73
(ii) Income tax relating to items that will not be reclassified to profit and loss	27	(12.35)	(2.95)
Total other comprehensive income		**36.71**	**8.78**
Total comprehensive income for the year		**16,566.77**	**18,509.10**
Earnings per equity share	25		
Basic (Rs.)		**83.69**	**99.32**
Diluted (Rs.)		**78.58**	**93.70**
Nominal value per share (Rs.)		**10.00**	**10.00**

The accompanying notes are forming part of financial statements

In terms of our report attached
For T R Chadha & Co LLP
Chartered Accountants
Firm's Registration No. 006711N/500028

For and on behalf of Board of Directors of
FINOVA CAPITAL PRIVATE LIMITED

Sd/
Aashish Gupta
Partner
Membership No. 097343
Place: Jaipur
Date : 30 April, 2026

Sd/
Mohit Sahney
Managing Director & CEO
DIN: 07280918
Place: Jaipur
Date : 30 April, 2026

Sd/
Sunita Sahney
Executive Director
DIN: 02395354
Place: Jaipur
Date : 30 April, 2026

Sd/
Ravi Sharma
Chief Financial Officer

Place: Jaipur
Date : 30 April, 2026

Sd/
Jaikishan Premani
Company Secretary
M. No: A42043
Place: Jaipur
Date : 30 April, 2026

FINOVA CAPITAL PRIVATE LIMITED
CIN- U65993RJ2015PTC048340
STATEMENT OF CHANGE IN EQUITY FOR THE YEAR ENDED 31 MARCH, 2026

A. Equity Share Capital

Particulars	**Rs. /Lakhs**
As at 01 April, 2024	**589.96**
Issue of share capital	0.14
As at 31 March, 2025	**590.10**
Issue of share capital	**-**
As at 31 March, 2026	**590.10**

B. Preference Share Capital

Particulars	**Rs. /Lakhs**
As at 01 April, 2024	**11,746.20**
Issue of share capital	2,105.27
As at 31 March, 2025	**13,851.47**
Issue of share capital	**-**
As at 31 March, 2026	**13,851.47**

C. Other Equity

	Reserves and surplus				**Total**
	Statutory reserves as per section 45 (IC) of the RBI Act. 1934	**Share based payment reserve**	**Securities Premium**	**Retained earnings**	
	Rs. /Lakhs	**Rs. /Lakhs**	**Rs. /Lakhs**	**Rs. /Lakhs**	**Rs. /Lakhs**
As at 01 April, 2024	**6,179.42**	**435.45**	**73,180.54**	**24,135.16**	**1,03,930.57**
Profit for the year (iii)	-	**-**	-	18,500.32	**18,500.32**
Other comprehensive income for the year (iv)	-	**-**	-	8.78	**8.78**
Total Comprehensive Income for the year (iii+iv)	**-**	**-**	**-**	**18,509.10**	**18,509.10**
Addition during the year	3,701.82	-	-	-	**3,701.82**
Transfer to reserve from retained earnings during the year	-	-	-	(3,701.82)	**(3,701.82)**
Share premium on issue of share capital	-	-	57,899.98	-	**57,899.98**
Share premium utilised for Expenses on issue of shares	-	-	(440.09)	-	**(440.09)**
Share based payments	-	95.20	-	-	**95.20**
As at 31 March, 2025	**9,881.24**	**530.65**	**1,30,640.43**	**38,942.44**	**1,79,994.76**
Profit for the year (iii)	**-**	**-**	**-**	16,530.06	**16,530.06**
Other comprehensive income for the year (iv)	**-**	**-**	**-**	36.71	**36.71**
Total Comprehensive Income for the year (iii+iv)	**-**	**-**	**-**	**16,566.77**	**16,566.77**
Addition during the year	3,313.35	-	-	-	**3,313.35**
Transfer to reserve from retained earnings during the year	-	-	-	(3,313.35)	**(3,313.35)**
Share premium on issue of share capital	**-**	**-**	**-**	**-**	**-**
Share premium utilised for Expenses on issue of shares	**-**	**-**	**-**	**-**	**-**
Share based payments	**-**	84.23	**-**	**-**	**84.23**
As at 31 March, 2026	**13,194.59**	**614.88**	**1,30,640.43**	**52,195.86**	**1,96,645.76**

Note:
i. During the year there has been no change in equity share capital and other equity on account of prior period errors
The accompanying notes are forming part of financial statements

In terms of our report attached
For T R Chadha & CO LLP
Chartered Accountants
Firm's Registration No. 006711N/500028

Sd/
Aashish Gupta
Partner
Membership No. 097343
Place: Jaipur
Date : 30 April, 2026

For and on behalf of Board of Directors of
FINOVA CAPITAL PRIVATE LIMITED

Sd/
Mohit Sahney
Managing Director & CEO
DIN: 07280918
Place: Jaipur
Date : 30 April, 2026

Sd/
Sunita Sahney
Executive Director
DIN: 02395354
Place: Jaipur
Date : 30 April, 2026

Sd/
Ravi Sharma
Chief Financial Officer

Place: Jaipur
Date : 30 April, 2026

Sd/
Jaikishan Premani
Company Secretary
M. No: A42043
Place: Jaipur
Date : 30 April, 2026

1.1 Corporate Information

Finova Capital Private Limited is a Private Limited Company ("The Company") and incorporated under the provisions of the Companies Act, 2013 having Corporate Identification No. is (CIN) U65993RJ2015PTC048340 on September 24, 2015.

The Company engaged in lending activities as Non-Banking Finance Company (NBFC) regulated by the Reserve Bank of India ('RBI'). The Company had obtained its licence from Reserve Bank of India (RBI) to operate as Non deposit Accepting Non Banking Financial Company (NBFC-ND) on March 02, 2016 vide registration No. B.10.00236.

The registered office of the Company is located at 702, Seventh Floor, Unique Aspire, Plot No. 13-14, Cosmo Colony, Amrapali Marg, Vaishali Nagar, Jaipur-302021 (Rajasthan).

These financial statements were authorised for issue in accordance with a resolution of the Board of Directors on 30 April, 2026.

1.2 Statement of compliance

The financial statements have been prepared in accordance with Indian Accounting Standards (Ind AS) as per the Companies (Indian Accounting Standards) Rules , 2015 as amended from time to time and notified under section 133 of Companies Act, 2013 (the Act) along with other relevant provisions of the Act and Master Direction – Reserve Bank of India (Non-Banking Financial Companies – Financial Statements: Presentation and Disclosures) Directions, 2025 (Updated from time to time).

The financial statements are presented in Indian Rupees (INR) and all values are rounded to the lakhs (with two digit), except when otherwise indicated.

The regulatory disclosures as required by Master Direction – Reserve Bank of India (Non-Banking Financial Companies – Financial Statements: Presentation and Disclosures) Directions, 2025 (Updated from time to time) issued by Reserve Bank of India ('RBI Master Directions') to be included as a part of the Notes forming part of the financial statements as prepared as per the requirements.

1.3 Basis of preparation and presentation

The financial statements have been prepared on an accrual basis as a going concern and under the historical cost convention except for the assets and liabilities measured at fair value as follows:

- certain financial assets and liabilities and contingent consideration is measured at fair value;
- assets held for sale – measured at fair value less cost to sell;
- defined benefit plans – plan assets measured at fair value; and
- share-based payments – measured at fair value.

For information on the measurement of fair value and other policies refer note 1.6.13.4 and 1.6.

1.4 Presentation of financial statements

The Company presents its balance sheet in order of liquidity. An analysis regarding recovery or settlement within 12 months after the reporting date (current) and more than 12 months after the reporting date (non–current) is presented in Note 35.

Financial assets and financial liabilities are generally reported gross in the balance sheet. They are only offset and reported net when, in addition to having an unconditional legally enforceable right to offset the recognised amounts without being contingent on a future event, the parties also intend to settle on a net basis in all of the following circumstances:

• The normal course of business
• The event of default
• The event of insolvency or bankruptcy of the Company and/or its counterparties

1.5 Use of estimates

The preparation of financial statements in conformity with the Ind AS requires the management to make judgments, estimates and assumptions that affect the reported amounts of revenues, expenses, assets and liabilities and the accompanying disclosure and the disclosure of contingent liabilities, at the end of the reporting year. Estimates and underlying assumptions are reviewed on an ongoing basis. Revisions to accounting estimates are recognized in the year in which the estimates are revised. Although these estimates are based on the management's best knowledge of Current events and actions, uncertainty about these assumptions and estimates could result in the outcomes requiring a material adjustment to the carrying amounts of assets or liabilities in future years.

In particular, information about significant areas of estimation, uncertainty and critical judgments in applying accounting policies that have the most significant effects on the amounts recognized in the financial statements is included in the following notes:

1.5.1 Business Model Assessment

Classification and measurement of financial assets depends on the results of the Solely Payments of Principle and Interest ('SPPI') and the business model test. The Company determines the business model at a level that reflects how Company's of financial assets are managed together to achieve a particular business objective. This assessment includes judgement reflecting all relevant evidence including how the performance of the assets is evaluated and their performance measured, the risks that affect the performance of the assets and how these are managed and how the managers of the assets are compensated. The Company monitors financial assets measured at amortised cost or fair value through other comprehensive income that are derecognised prior to their maturity to understand the reason for their disposal and whether the reasons are consistent with the objective of the business for which the asset was held. Monitoring is part of the Company's continuous assessment of whether the business model for which the remaining financial assets are held continues to be appropriate and if it is not appropriate whether there has been a change in business model and so a prospective change to the classification of those assets.

1.5.2 Impairment of financial assets

The measurement of impairment losses across all categories, except asset valued at fair value through profit and loss account (FVTPL), of financial assets requires judgment, in particular, the estimation of the amount and timing of future cash flows and collateral values when determining impairment losses and the assessment of a significant increase in credit risk. These estimates are driven by a number of factors, changes in which can result in different levels of allowances.

The Company's Expected credit loss (ECL) calculations are outputs of complex models with a number of underlying assumptions regarding the choice of variable inputs and their interdependencies. Elements of the ECL models that are considered accounting judgments and estimates include:

- The Company's internal model, which assigns Probability of defaults ('PDs') to the individual grades
- The Company's criteria for assessing if there has been a significant increase in credit risk and so allowances for financial assets should be measured on a Lifetime ECL basis and the qualitative assessment
- The segmentation of financial assets when their ECL is assessed on a collective basis
- Development of ECL models, including the various formulas and the choice of inputs
- Determination of associations between macroeconomic scenarios and, economic inputs, such as unemployment levels and collateral values, and the effect on Probability of defaults ('PDs'), Exposure at Default ('EADs') and Loss given Defaults ('LGDs')

Selection of forward-looking macroeconomic scenarios and their probability weightings, to derive the economic inputs into the ECL models.

1.5.3 Share-based payments

Estimating fair value for share-based payment transactions requires determination of the most appropriate valuation model, which is dependent on the terms and conditions of the grant. This estimate also requires determination of the most appropriate inputs to the valuation model including the expected life of the share option, volatility and dividend yield and making assumptions about them.

1.5.4 Fair value measurement of financial instruments

The fair value of financial instruments is the price that would be received to sell an asset or paid to transfer a liability in an orderly transaction in the principal (or most advantageous) market at the measurement date under current market conditions (i.e., an exit price) regardless of whether that price is directly observable or estimated using another valuation technique. When the fair values of financial assets and financial liabilities recorded in the balance sheet cannot be derived from active markets, they are determined using a variety of valuation techniques that include the use of valuation models. The inputs to these models are taken from observable markets where possible, but where this is not feasible, estimation is required in establishing fair values. Judgements and estimates include considerations of liquidity and model inputs related to items such as credit risk (both own and counterparty), funding value adjustments, correlation and volatility.

1.5.5 Effective Interest Rate ('EIR') method

The Company's EIR methodology, recognises interest income / expense using a rate of return that represents the best estimate of a constant rate of return over the expected behavioral life of loans given / taken and recognises the effect of potentially different interest rates at various stages and other characteristics of the product life cycle (including prepayments and penalty interest and charges).

This estimation, by nature, requires an element of judgement regarding the expected behavior and life-cycle of the instruments, as well expected changes to India's base rate and other fee income/expense that are integral parts of the instrument.

1.6 Material accounting policies

1.6.1 Cash and cash equivalents

For the purpose of presentation in the statement of cash flows, cash and cash equivalents includes cash on hand, deposits held at call with financial institutions, other short-term, highly liquid investments with original maturities of three months or less that are readily convertible to known amounts of cash and which are subject to an insignificant risk of changes in value. Bank overdrafts are shown within borrowings in current liabilities in the balance sheet.

1.6.2 Revenue recognition

1.6.2.1 Interest and similar income

Interest income is recorded using the effective interest rate ('EIR') method for all financial instruments measured at amortised cost, debt instruments measured at fair value through other comprehensive income ('FVOCI') and debt instruments designated at fair value through profit and loss ('FVPTL').

The EIR (and therefore, the amortised cost of the assets) is the rate that exactly discounts the estimated future cash payments or receipts over the expected life of the financial instrument or a shorter year, where appropriate, to the gross carrying amount of the financial asset. The calculation of the effective interest rate takes into account all contractual terms of the financial instrument (for example, prepayment options) and includes transaction costs and fees that are an integral part of the contract but not future credit losses. Transaction costs include incremental costs that are directly attributable to the acquisition of financial asset.

If expectations regarding the cash flows on the financial asset are revised for reasons other than credit risk, the adjustment is recorded as a positive or negative adjustment to the carrying amount of the asset in the balance sheet with an increase or reduction in interest income. The adjustment is subsequently amortised through Interest income in the Statement of profit and loss.

The Company calculates interest income by applying the EIR to the gross carrying amount of financial assets, other than credit-impaired assets under stage 3. When a financial asset becomes credit-impaired and is, therefore, regarded as ‘Stage 3,’ the Company recognises interest income on receipts basis.

1.6.2.2 Income other than interest

Revenue (other than for those items to which Ind AS 109 Financial Instruments are applicable) is measured at fair value of the consideration received or receivable. Ind AS 115 - "Revenue from contracts with customers" outlines a single comprehensive model of accounting for revenue arising from contracts with customers and supersedes current revenue recognition guidance found within Ind ASs.

1.6.2.3 Fee and commission income

All other financial charges such as cheque return charges, legal charges, collection charges etc. are recognized on receipt basis. These charges are treated to accrue on realization, due the uncertainty of their realization.

1.6.2.4 Other Income

Income on units of mutual funds is recognized on receipt basis as and when redeemed in cash based on the NAV of redemption date. The company also recognises gain on fair value change of mutual fund measured at FVTPL. All Other income is recognized on accrual basis of accounting principle.

1.6.3 Property, plant and equipment

Property, plant and equipment are stated at acquisition cost (including incidental expenses directly attributable to bringing the asset to its working condition for its intended use) less accumulated depreciation and impairment losses, if any. Cost comprises the purchase price, non-refundable taxes or levies, borrowing costs if capitalization criteria are met and any attributable cost of bringing the asset to its working condition for its intended use. Subsequent expenditure related to PPE is capitalized only when it is probable that future economic benefits associated with these will flow to the Company and the cost of item can be measured reliably. Other repairs and maintenance costs are expensed off as and when incurred.

An item of property, plant and equipment and any significant part initially recognised is derecognised upon disposal or when no future economic benefits are expected from its use or disposal. Any gain or loss arising on de-recognition of the asset (calculated as the difference between the net disposal proceeds and the carrying amount of the asset) is included in the statement of profit and loss when the asset is derecognised.

1.6.4 Intangible Assets

Intangible Assets are recognized only if it is probable that the future economic benefits that are attributable to assets will flow to the enterprise and the cost of the assets can be measured reliably. Computer software which is not an integral part of the related hardware is classified as an intangible asset. Intangible assets are measured and recorded at cost and carried at cost less accumulated amortization and accumulated impairment losses, if any.

Intangible assets are amortized on a straight line basis over the estimated useful economic life as determined by management. The amortization period and the amortization method are reviewed at least at each financial year end. If the expected useful life of the asset is significantly different from previous estimates, the amortization period is changed accordingly.

Gains or losses arising from derecognition of an intangible asset are measured as the difference between the net disposal proceeds and the carrying amount of the asset and are recognized in the statement of profit and loss when the asset is derecognized.

1.6.5 Depreciation and amortization

1.6.5.1 Depreciation

Depreciation on property, plant and equipment's is calculated on straight line basis. Depreciation is provided based on useful life of the assets as prescribed in Schedule II to the Companies Act, 2013 as under:

Particular	Useful Life (years)
Leasehold	3-5
Furniture and Fixtures	10
Vehicle	8-8
Computer, printers	3-6
Electrical installations	10
Office Equipment	5-10

Salvage Value of the assets has been taken @5% of Original Cost (except intangible assets) as prescribed in Schedule II.

Depreciation on assets acquired/ sold during the period is recognized on a pro-rata basis to the statement of profit and loss from/ upto the date of acquisition/ sale.

The residual values, useful lives and methods of depreciation of property, plant and equipment are reviewed at each financial period end and adjusted prospectively, if appropriate.

1.6.5.2 Amortization

The Intangible assets are amortized on a straight line basis over the estimated useful economic life. The Company estimates the useful life of an intangible asset will not exceed five years from the date when the asset is available for use. If the persuasive evidence exists to the affect that useful life of an intangible asset exceeds five years, the Company amortizes the intangible asset over the best estimate of its useful life.

1.6.6 Impairment of non-financial assets

The carrying amount of assets is reviewed at each balance sheet date if there is any indication of impairment based on internal/external factors. An impairment loss is recognised wherever the carrying amount of an asset exceeds its recoverable amount. The recoverable amount is the greater of the assets, net selling price and value in use. In assessing value in use, the estimated future cash flows are discounted to their present value using a pre-tax discount rate that reflects current market assessments of the time value of money and risks specific to the asset. In determining net selling price, recent market transactions are taken into account, if available. If no such transactions can be identified, an appropriate valuation model is used. After impairment, depreciation is provided on the revised carrying amount of the asset over its remaining useful life.

1.6.7 Leases

1.6.7.1 Company as a lessee:

The Company's lease asset classes primarily consist of leases for land and buildings. The Company assesses whether a contract contains a lease, at inception of a contract. A contract is, or contains, a lease if the contract conveys the right to control the use of an identified asset for a period of time in exchange for consideration. To assess whether a contract conveys the right to control the use of an identified asset, the Company assesses whether:

- The contract involves the use of an identified asset
- The Company has substantially all the economic benefits from use of the asset through the period of the lease and
- The Company has the right to direct the use of the asset

1.6.7.2 Measurement and recognition:

At lease commencement date, the Company recognises a right-of-use asset and a lease liability on the balance sheet. The right-of-use asset is measured at cost, which is made up of the initial measurement of the lease liability, any initial direct costs incurred by the Company, an estimate of any costs to dismantle and remove the asset at the end of the lease, and any lease payments made in advance of the lease commencement date (net of any incentives received).

The Company depreciates the right-of-use assets on a straight-line basis from the lease commencement date to the earlier of the end of the useful life of the right-of use asset or the end of the lease term. The Company also assesses the right-of-use asset for impairment when such indicators exist. At the commencement date, the Company measures the lease liability at the present value of the lease payments unpaid at that date, discounted using the interest rate implicit in the lease if that rate is readily available or the Company's incremental borrowing rate.

Subsequent to initial measurement, the liability will be reduced for payments made and increased for interest. It is remeasured to reflect any reassessment or modification, or if there are changes in in-substance fixed payments. When the lease liability is remeasured, the corresponding adjustment is reflected in the right-of use asset, or profit and loss if the right-of-use asset is already reduced to zero.

Short term Lease:

The Company has elected not to recognise right of use asset and lease liabilities for short term leases of property that has lease term of less than 12 months and where the value of rent is less than Rs. 0.50 lakh per month. The Company recognises lease payment associated with these leases as per agreement term.

Under Ind AS 17: In the comparative period, as a lessee the Company classified leases that transfer substantially all the risk and reward of ownership as finance leases. Assets held under other leases are classified as operating lease and were not recognised in Company Balance sheet. Payment made under operating lease were recognised in profit and loss on a straight-line basis over the term of lease.

1.6.7.3 Company as a lessor:

As a lessor the Company classifies its leases as either operating or finance leases. A lease is classified as a finance lease if it transfers substantially all the risks and rewards incidental to ownership of the underlying asset, and classified as an operating lease if it does not.

1.6.8 Provisions

Provisions are recognised when the Company has a present obligation (legal or constructive) as a result of a past event, it is probable that an outflow of resources embodying economic benefits will be required to settle the obligation and a reliable estimate can be made of the amount of the obligation. The expense relating to any provision is presented in the statement of profit and loss net of any reimbursement.pre-tax rate that reflects, when appropriate, the risks specific to the liability. When discounting is used, the increase in the provision due to the passage of time is recognised as a finance cost.

1.6.9 Contingent liabilities and assets

1.6.9.1 Contingent liabilities

The Company does not recognize a contingent liability but discloses its existence in the financial statements Contingent liability is disclosed in the case of:

- A present obligation arising from past events, when it is not probable that an outflow of resources will not be required to settle the obligation
- A present obligation arising from past events, when no reliable estimate is possible.
- A possible obligation arising from past events, unless the probability of outflow of resources is remote.

Contingent liabilities are reviewed at each balance sheet date.

1.6.9.2 Contingent assets

Contingent assets are not recognised. A contingent asset is disclosed, as required by Ind AS 37, where an inflow of economic benefits is probable.

1.6.10 Employee benefits

1.6.10.1 Defined contribution plan

The Company pays provident fund contributions to publicly administered provident funds as per local regulations. The Company has no further payment obligations once the contributions have been paid. The contributions are accounted for as defined contribution plans and the contributions are recognised as employee benefit expense when they are due. If the contribution payable to the scheme for service received before the balance sheet date exceeds the contribution already paid, the deficit payable to the scheme is recognized as a liability after deducting the contribution already paid. If the contribution already paid exceeds the contribution due for services received before the balance sheet date, then excess is recognized as an asset to the extent that the pre-payment will lead to, for example, a reduction in future payment or a cash refund.

1.6.10.2 Defined benefit plan

The plan provides for lump sum payments to employees upon death while in employment or on separation from employment after serving for the stipulated years mentioned under 'The Payment of Gratuity Act, 1972'. Liabilities with regard to the Gratuity Plan are determined by actuarial valuation at each Balance Sheet date using the Projected Unit Credit Method.

Remeasurements, comprising of actuarial gains and losses, the effect of the asset ceiling, excluding amounts included in net interest on the net defined benefit liability and the return on plan assets (excluding amounts included in net interest on the net defined benefit liability), are recognised immediately in the balance sheet with a corresponding debit or credit to retained earnings through OCI in the year in which they occur. Remeasurements are not reclassified to profit or loss in subsequent years.

Past service costs are recognised in Profit or Loss on the earlier of: The date of the plan amendment or curtailment, and The date that the Company recognises related restructuring costs.

Net interest is calculated by applying the discount rate to the net defined benefit liability or asset. The Company recognises the following changes in the net defined benefit obligation as an expense in the statement of profit and loss: Service costs comprising current service costs, past-service costs, gains and losses on curtailments and non-routine settlements; and Net interest expense or income.

1.6.10.3 Compensated absences

Compensated absences are recognized as a liability and an expense when employees have rendered service that increases their entitlement to future compensated absences and the obligation can be estimated reliably. The liability is measured as the amount of the benefit that employees have earned at the reporting date that is expected to be paid out after the reporting period, using the remuneration rates that are expected to apply at the time the absence is taken.

1.6.11 Taxes

Tax expense comprises current and deferred tax. The income tax expense or credit for the period is the tax payable on the taxable income of the current period based on the applicable income tax rates adjusted by changes in deferred tax assets and liabilities attributable to temporary differences and unused tax losses.

1.6.11.1 Current tax

Current tax is measured at the amount expected to be paid to the tax authorities in accordance with the Income-tax Act, 1961 enacted in India and tax laws prevailing in the respective tax jurisdictions where the Company operates. The tax rates and tax laws used to compute the amount are those that are enacted or substantively enacted, at the reporting date. Current income tax relating to items recognized directly in equity is recognized in equity and not in the statement of profit and loss.

1.6.11.2 Deferred tax

Deferred taxes reflect the impact of timing differences between taxable income and accounting income originating during the current year and reversal of timing differences for the earlier years. Deferred tax is measured using the tax rates and the tax laws enacted or substantively enacted at the reporting date. Deferred income tax relating to items recognized directly in equity is recognized in equity and not in the statement of profit and loss.

Deferred tax liabilities are recognized for all taxable timing differences. Deferred tax assets are recognized for deductible timing differences only to the extent that there is reasonable certainty that sufficient future taxable income will be available against which such deferred tax assets can be realized.

At each reporting date, the Company re-assesses unrecognized deferred tax assets. It recognizes unrecognized deferred tax asset to the extent that it has become reasonably certain or virtually certain, as the case may be, that sufficient future taxable income will be available against which such deferred tax assets can be realized.

The carrying amount of deferred tax assets are reviewed at each reporting date. The Company writes-down the carrying amount of deferred tax asset to the extent that it is no longer reasonably certain, that sufficient future taxable income will be available against which deferred tax asset can be realized. Any such write-down is reversed to the extent that it becomes reasonably certain, as the case may be, that sufficient future taxable income will be available

Deferred tax assets and deferred tax liabilities are offset, if a legally enforceable right exists to set-off current tax assets against current tax liabilities and the deferred tax assets and deferred taxes relate to the same taxable entity and the same taxation authority.

1.6.12 Earning per share

Basic earnings per share is calculated by dividing the net profit or loss attributable to equity shareholders of the company (after deducting preference dividends and attributable taxes) by the weighted average number of equity shares outstanding during the period.
Partly paid equity shares are treated as a fraction of an equity share to the extent that they are entitled to participate in dividends relative to a fully paid equity share during the reporting period. The weighted average number of equity shares outstanding during the period is adjusted for events such as shared based payments, bonus issue, bonus element in a rights issue, share split, and reverse share split (consolidation of shares) that have changed the number of equity shares outstanding, without a corresponding change in resources.

For the purpose of calculating diluted earnings per share, the net profit or loss for the period attributable to equity shareholders of the company and the weighted average number of shares outstanding during the period are adjusted for the effects of all dilutive potential equity shares.

1.6.13 Financial instruments

A financial instrument is any contract that gives rise to a financial asset of one entity and a financial liability or equity instrument of another entity.

1.6.13.1 Financial assets

Initial recognition and measurement

The financial asset is held within a business model with the objective to collect contractual cash flows and the contractual terms of the financial asset give rise on specified dates to cash flows that are solely payments of principal and interest (SPPI) on the principal amount outstanding.

Financial assets, with the exception of loans and advances to customers, are initially recognised on the trade date, i.e., the date that the Company becomes a party to the contractual provisions of the instrument. Loans and advances to customers are recognised when funds are disbursed. The classification of financial instruments at initial recognition depends on their purpose and characteristics and the management's intention when acquiring them.

Accordingly, the Company measures bank balances, loans and advances, trade receivables and other financial instruments at amortised cost.

Classification and subsequent measurement

The financial asset at amortised cost subsequently measured at amortised cost using effective interest method. The amortised cost is reduced by impairment losses. Interest income, foreign exchange gain and losses and impairment are recognised in statement of profit and loss. Any gain and loss on derecognition is recognised in statement of profit and loss.

For the purpose of subsequent measurement , financial assets are classified in three categories:
- Debt instrument at amortised cost
- Debt instrument and equity instruments at fair value through profit or loss(FVTPL)

Debt instruments at amortised costs

A debt instrument' is measured at the amortised cost if both the following conditions are met:
• The asset is held within a business model whose objective is to hold assets for collecting contractual cash flows, and
• Contractual terms of the asset give rise on specified dates to cash flows that are solely payments of principal and interest (SPPI) on the principal amount outstanding.

After initial measurement, such financial assets are subsequently measured at amortised cost using the effective interest rate (EIR) method less impairment. Amortised cost is calculated by taking into account any discount or premium on acquisition and fees or costs that are an integral part of the EIR. The EIR amortisation is included in interest income in the statement of profit or loss. The losses arising from impairment are recognised in the statement of profit and loss.

Derecognition

The Company derecognises a financial asset when the contractual rights to the cash flows from the asset expire, or when it transfers the financial asset and substantially all the risks and rewards of ownership of the asset to another party. If the Company neither transfers nor retains substantially all the risks and rewards of ownership and continues to control the transferred asset, the Company recognises its retained interest in the asset and an associated liability for amounts it may have to pay. If the Company retains substantially all the risks and rewards of ownership of a transferred financial asset, the Company continues to recognise the financial asset and also recognises a collateralised borrowing for the proceeds received.

Pass through arrangement

Pass-through arrangements are transactions whereby the Company retains the contractual rights to receive the cash flows of a financial asset (the 'original asset'), but assumes a contractual obligation to pay those cash flows to one or more entities (the 'eventual recipients'), when all of the following three conditions are met:

– The Company has no obligation to pay amounts to the eventual recipients unless it has collected equivalent amounts from the original asset, excluding short-term advances with the right to full recovery of the amount lent plus accrued interest at market rates.
– The Company cannot sell or pledge the original asset other than as security to the eventual recipients.

– The Company has to remit any cash flows it collects on behalf of the eventual recipients without material delay.

In addition, the Company is not entitled to reinvest such cash flows, except for investments in cash or cash equivalents including interest earned, during the period between the collection date and the date of required remittance to the eventual recipients. A transfer only qualifies for de-recognition if either:
– The Company has transferred substantially all the risks and rewards of the asset

– or
– The Company has neither transferred nor retained substantially all the risks and rewards of the asset, but has transferred control of the asset.

The Company considers control to be transferred if and only if, the transferee has the practical ability to sell the asset in its entirety to an unrelated third party and is able to exercise that ability unilaterally and without imposing additional restrictions on the transfer. When the Company has neither transferred nor retained substantially all the risks and rewards and has retained control of the asset, the asset continues to be recognized only to the extent of the Company's continuing involvement, in which case, the Company also recognizes an associated liability. The transferred asset and the associated liability are measured on a basis that reflects the rights and obligations that the Company has retained.

On derecognition of a financial asset in its entirety, the difference between the asset's carrying amount and the sum of the consideration received and receivable and the cumulative gain or loss that had been recognised in other comprehensive income and accumulated in equity is recognised in profit or loss if such gain or loss would have otherwise been recognised in profit or loss on disposal of that financial asset.

Derecognition due to modification of terms and conditions

The Company de-recognizes a financial asset, when the terms and conditions have been renegotiated to the extent that, substantially, it becomes a new loan, with the difference recognized as a derecognition gain or loss, to the extent that an impairment loss has not already been recorded. The newly recognized loans are classified as Stage 1 for ECL measurement purposes, unless the new loan is deemed to be Purchase Oriented Credit Impaired ("POCI").

If the modification does not result in cash flows that are substantially different, the modification does not result in derecognition. Based on the change in cash flows discounted at the original EIR, the Group records a modification gain or loss, to the extent that an impairment loss has not already been recorded.

On derecognition of a financial asset other than in its entirety (e.g. when the Company retains an option to repurchase part of a transferred asset), the Company allocates the previous carrying amount of the financial asset between the part it continues to recognise under continuing involvement, and the part it no longer recognises on the basis of the relative fair values of those parts on the date of the transfer. The difference between the carrying amount allocated to the part that is no longer recognised and the sum of the consideration received for the part no longer recognised and any cumulative gain or loss allocated to it that had been recognised in other comprehensive income is recognised in profit or loss if such gain or loss would have otherwise been recognised in profit or loss on disposal of that financial asset. A cumulative gain or loss that had been recognised in other comprehensive income is allocated between the part that continues to be recognised and the part that is no longer recognised on the basis of the relative fair values of those parts.

1.6.13.2 Financial Liabilities

Initial recognition and measurement

Financial liabilities are classified and measured at amortised cost or FVTPL. A financial liability is classified as at FVTPL if it is classified as held-for trading or it is designated as on initial recognition. All financial liabilities are recognised initially at fair value and, in the case of loans and borrowings and payables, net of directly attributable transaction costs. Other financial liabilities are subsequently measured at amortised cost using the effective interest method. Interest expense are recognised in Statement of profit and loss. Any gain or loss on derecognition is also recognised in Statement of profit and loss.

The Company's financial liabilities include loans, debentures and borrowings including bank overdrafts and trade & other payables.

Loans, Debenture and borrowings

After initial recognition, interest-bearing loans and borrowings are subsequently measured at amortised cost using the EIR method. Gains and losses are recognised in profit or loss when the liabilities are derecognised as well as through the EIR amortisation process.

Amortised cost is calculated by taking into account any discount or premium on acquisition and fees or costs that are an integral part of the EIR. The EIR amortisation is included as finance costs in the Statement of profit and loss.

Financial liabilities subsequently measured at amortised cost

Financial liabilities that are not held-for-trading and are not designated as at FVTPL are measured at amortised cost at the end of subsequent accounting periods. The carrying amounts of financial liabilities that are subsequently measured at amortised cost are determined based on the effective interest method. Interest expense that is not capitalised as part of costs of an asset is included in the 'Finance costs' line item.

The effective interest method is a method of calculating the amortised cost of a financial liability and of allocating interest expense over the relevant period. The effective interest rate is the rate that exactly discounts estimated future cash payments (including all fees and points paid or received that form an integral part of the effective interest rate, transaction costs and other premiums or discounts) through the expected life of the financial liability, or (where appropriate) a shorter period, to the net carrying amount on initial recognition.

Fiancial guarantee contracts

A financial guarantee contract is a contract that requires the issuer to make specified payments to reimburse the holder for a loss it incurs because a specified debtor fails to make payments when due in accordance with the terms of a debt instrument.

Financial guarantee contracts issued by the Company are initially measured at their fair values and, if not designated as at FVTPL, are subsequently measured at the higher of:

- the amount of loss allowance determined in accordance with impairment requirements of Ind AS 109; and
- the amount initially recognised less, when appropriate, the cumulative amount of income recognised.

Derecognition of financial liabilities

The Company derecognises financial liabilities when, and only when, the Company's obligations are discharged, cancelled or have expired, An exchange between with a lender of debt instruments with substantially different terms is accounted for as an extinguishment of the original financial liability and the recognition of a new financial liability, Similarly, a substantial modification of the terms of an existing financial liability (whether or not attributable to the financial difficulty of the debtor) is accounted for as an extinguishment of the original financial liability and the recognition of a new financial liability. The difference between the carrying amount of the financial liability derecognised and the consideration paid and payable is recognised in profit or loss.

1.6.13.3 Reclassification of financial assets and liabilities

The Company doesn't reclassify its financial assets subsequent to their initial recognition, apart from the exceptional circumstances in which the Company acquires, disposes of, or terminates a business line. Financial liabilities are never reclassified.

1.6.13.4 Fair value measurement

The Company measures financial instruments, such as, derivatives at fair value at each balance sheet date using valuation techniques.

Fair value is the price that would be received to sell an asset or paid to transfer a liability in an orderly transaction between market participants at the measurement date. The fair value measurement is based on the presumption that the transaction to sell the asset or transfer the liability takes place either:

In the principal market for the asset or liability, or

In the absence of a principal market, in the most advantageous market for the asset or liability The principal or the most advantageous market must be accessible by the Company.

The fair value of an asset or a liability is measured using the assumptions that market participants would use when pricing the asset or liability, assuming that market participants act in their economic best interest.

A fair value measurement of a non-financial asset takes into account a market participant's ability to generate economic benefits by using the asset in its highest and best use or by selling it to another market participant that would use the asset in its highest and best use.

The Company uses valuation techniques that are appropriate in the circumstances and for which sufficient data are available to measure fair value, maximising the use of relevant observable inputs and minimising the use of unobservable inputs.

All assets and liabilities for which fair value is measured or disclosed in the financial statements are categorised within the fair value hierarchy, described as follows,

based on the lowest level input that is significant to the fair value measurement as a whole:

Level 1 — Quoted (unadjusted) market prices in active markets for identical assets or liabilities.

Level 2 — Valuation techniques for which the lowest level input that is significant to the fair value measurement is directly or indirectly observable.

Level 3 — Valuation techniques for which the lowest level input that is significant to the fair value measurement is unobservable.

For assets and liabilities that are recognised in the financial statements on a recurring basis, the Company determines whether transfers have occurred between levels in the hierarchy by re-assessing categorisation (based on the lowest level input that is significant to the fair value measurement as a whole) at the end of each reporting year.

1.6.13.5 Impairment of financial assets

Overview of the impairment principles ('ECL')

The Company records allowance for expected credit losses for all loans and other debt financial assets not held at FVTPL, (in this section all referred to as 'financial instruments'). Equity instruments are not subject to impairment under Ind AS 109.

The ECL allowance is based on the credit losses expected to arise over the life of the asset (the lifetime expected credit loss or LTECL), unless there has been no significant increase in credit risk since origination, in which case, the allowance is based on the 12 months' expected credit loss (12mECL) as outlined further in notes.

The 12months ECL is the portion of LTECLs that represent the ECLs that result from default events on a financial instrument that are possible within the 12 months after the reporting date.

Both LTECLs and 12mECLs are calculated on individual basis, depending on the nature of the underlying portfolio of financial instruments.

The Company has established a policy to perform an assessment, at the end of each reporting period, whether credit risk of a financial asset has increased significantly since initial recognition and while determining this & estimating expected credit losses, the Company considers reasonable and supportable information that is relevant and available with the company. This includes both quantitative and qualitative information and analysis, including on historical experience and forward-looking information.

Based on the above process, the Company group its loans into Stage 1, Stage 2, Stage 3, as described below:

Stage 1: When loans are first recognised, the group recognises an allowance based on 12mECLs. Stage 1 loans also include facilities where the credit risk has improved and the loan has been reclassified from Stage 2 or Stage 3.

Stage 2: When a loan has shown a significant increase in credit risk since origination, the company records an allowance for the LTECLs. Stage 2 loans also include facilities, where the credit risk has improved and the loan has been reclassified from Stage 3.

Stage 3: Loans considered credit-impaired. The Company records an allowance for the LTECLs.

1.6.13.6 Calculation of ECLs

The Company calculates ECLs based on a probability weighted scenarios and historical data to measure the expected cash shortfalls, discounted at an approximation to the EIR. A cash shortfall is the difference between the cash flows that are due to an entity in accordance with the contract and the cash flows that the entity expects to receive.

The key elements of the ECL calculations are as follows:

• PD - The Probability of Default is an estimate of the likelihood of default over a given time horizon. A default may only happen at a certain time over the assessed year, if the facility has not been previously derecognised and is still in the portfolio.
• EAD - The Exposure at Default is the current exposure as on the reporting date.
• LGD - The Loss Given Default is an estimate of the loss arising in the case where a default occurs at a given time. It is based on actual cash flows received from the financial asset, including from the realisation of any collateral and discounted by EIR. It is usually expressed as a percentage of the EAD.

The maximum year for which the credit losses are determined is the expected life of a financial instrument.

The mechanics of the ECL method are summarised below:

Stage 1:

The 12mECL is calculated as the portion of LTECLs that represent the ECLs that result from default events on a financial instrument that are possible within the 12 months after the reporting date. The Company calculates the 12mECL allowance based on the expectation of a default occurring in the 12 months following the reporting date. These expected 12-month default probabilities are applied to an EAD and multiplied by the expected LGD.

Stage 2:

When a loan has shown a significant increase in credit risk since origination, the Company records an allowance for the LTECLs. The mechanics are similar to those explained above, but PDs and LGDs are estimated over the lifetime of the instrument.

Stage 3:

For loans considered credit-impaired, the Company recognizes the lifetime expected credit losses for these loans. The method is similar to that for stage 2 assets, with the PD set at 100%.

1.6.13.7 Definition of Default

The Company considers a financial instrument as defaulted and considered it as Stage 3 (credit-impaired) for ECL calculations in all cases, when the borrower account becomes overdue for more than 90 days..

Loan accounts classified as NPAs may be upgraded as 'standard' asset only if entire arrears of interest and principal are paid by the borrower

Significant increase in credit risk

The Company continuously monitors all assets subject to ECLs. In order to determine whether an instrument or a portfolio of instruments is subject to 12mECL or LTECL, the Company assesses whether there has been a significant increase in credit risk since initial recognition. The Company considers an exposure to have significantly increased in credit risk when contractual payments are more than 30 days past due.

1.6.13.8 Forward looking information

While estimating the expected credit losses, the Company reviews macro-economic developments occurring in the economy and market it operates in. On a periodic basis, the Company analyses if there is any relationship between key economic trends like WPI, Consumer Price Index etc. with the estimate of PD, LGD determined by the Company based on its internal data. While the internal estimates of PD, LGD rates by the Company may not be always reflective of such relationships to reflect such macro-economic trends reasonably.

1.6.13.9 Write-offs

Collateral repossessed

Based on operational requirements, the Company's policy is to determine whether a repossessed asset can be best used for its internal operations or should be sold. Assets determined to be useful for the internal operations are transferred to their relevant asset category for capitalisation at their fair market value. The Company generally does not use the assets repossessed for the internal operations.

These repossessed assets which are intended to be realised by way of sale are considered equivalent to Stage 3 assets and the ECL allowance is determined based on the estimated net realisable value of the repossessed asset. The Company resorts to regular repossession of collateral provided against vehicle loans.

Financial assets are written off either partially or in their entirety only when the Company has no reasonable expectation of recovery. If the amount to be written off is greater than the accumulated loss allowance, the difference recorded as an expense in the period of write off. Any subsequent recoveries are credited to impairment on financial instrument on statement of profit and loss.

1.6.14 Share based payments

Equity-settled share based payments to employees and others providing similar services are measured at the fair value of the equity instruments at the grant date.

The fair value determined at the grant date of the equity settled share based payments is expensed on a straight line basis over the vesting year, based on the Company`s estimate of equity instruments that will eventually vest, with a corresponding increase in equity. At the end of each reporting year, the Company revises its estimate of the number of equity instruments expected to vest. The impact of the revision of the original estimates, if any, is recognised in Statement of Profit and Loss such that the cumulative expenses reflects the revised estimate, with a corresponding adjustment to the Share Based Payments Reserve.

The dilutive effect of outstanding options is reflected as additional share dilution in the computation of diluted earnings per share.

1.7 Other accounting policies

Non-material accounting policies encompass those that hold importance for the Company's financial statements without being material in terms of their impact on the financial statements.

1.7.1 Foreign currencies

In preparing the financial statements, transactions in currencies other than the entity's functional currency (foreign currencies) are recognised at the rates of exchange prevailing at the dates of the transactions. At the end of each reporting period, monetary items denominated in foreign currencies are retranslated at the rates prevailing at that date. Non-monetary items carried at fair value that are denominated in foreign currencies are retranslated at the rates prevailing at the date when the fair value was determined. Non-monetary items that are measured in terms of historical cost in a foreign currency are not retranslated.

Exchange differences on monetary items are recognised in profit or loss in the period in which they arise.

1.7.2 Segment reporting

Operating segments are reported in a manner consistent with the internal reporting provided to the chief operating decision maker. The Company's primary business segments are reflected based on the principal business carried out, i.e. lending activities as Non-Banking Finance Company (NBFC) regulated by the Reserve Bank of India ('RBI'). The risk and returns of the business of the Company is not associated with geographical segmentation, hence there is no secondary segment.

1.8 Recent accounting pronouncements

Ministry of Corporate Affairs ("MCA") notifies new standards or amendments to the existing standards under Companies (Indian Accounting Standards) Rules as issued from time to time.
In May 2025, MCA notified amendments to:
Ind AS 21 - The Effects of Changes in Foreign Exchange Rates, applicable w.e.f. April 1, 2025. The Company has reviewed the amendment and based on its evaluation has determined that it does not have any significant impact in its financial statements.
In August 2025, MCA notified the following amendments to:
Ind AS 7, Statement of Cash Flows and Ind AS 107, Financial Instruments: Disclosures, applicable w.e.f. April 1, 2025 – the amendment in Ind AS 7 requires to inform users of financial statements of the existence of supplier finance arrangements and explain the nature of the arrangements, the carrying amount of liabilities and the range of payment due dates. Ind AS 107 has been amended to add supplier finance arrangements as a factor that may cause concentration of liquidity risk. The Company has reviewed the amendment and based on its evaluation has determined that it does not have any impact in its financial statements.

	As at 31 March , 2026 Rs. /Lakhs	As at 31 March , 2025 Rs. /Lakhs
2 CASH AND CASH EQUIVALENTS		
a. Cash in hand	373.55	297.74
b. Balance with banks		
- In current accounts	580.76	2,178.18
- In deposits where original maturity is less than 3 months	5,000.90	7,504.16
	5,955.21	**9,980.08**
Notes		
a. There are no cash and cash equivalents which is not available for use by the company		
3 BANK BALANCE OTHER THAN CASH AND CASH EQUIVALENTS		
a. In deposit where original maturity is more than 12 months (Refer Note i and ii below)	6,847.21	17,744.56
b. In deposit where original maturity is more than 3 months less than 12 months (Refer Note ii below)	352.34	-
	7,199.55	**17,744.56**
Notes		
i. In deposit where original maturity is more than 12 months include deposit under lien mark aggregating to	4,971.16	5,603.65
ii. In deposit where original maturity is more than 3 months less than 12 months include deposit under lien aggregating to	321.89	-
iii. Cash collateral for securitisation	1,849.24	1,732.52
4 LOANS		
(At amortised cost)		
Term loans - gross	3,82,792.45	3,47,717.46
Less: Impairment loss allowance	7,741.78	4,750.59
	3,75,050.67	**3,42,966.87**
Summary of term loans based upon security		
Secured by tangible assets (Refer note 'a' below)	3,81,939.96	3,47,019.01
Unsecured	852.49	698.45
Term loans - Gross	**3,82,792.45**	**3,47,717.46**
Less: Impairment loss allowance	7,741.78	4,750.59
Term loans - Net	**3,75,050.67**	**3,42,966.87**
Summary of term loans based on geographical location		
Loans in India		
Public sector	-	-
Others	3,82,792.45	3,47,717.46
	3,82,792.45	**3,47,717.46**
Less: Impairment loss allowance	7,741.78	4,750.59
	3,75,050.67	**3,42,966.87**
Loans outside India	-	-
	3,75,050.67	**3,42,966.87**
Loan sanctioned but undisbursed amount	2,612.36	3,153.94
Loans include unsecured loans to employees	13.23	19.08
Loans include unsecured loans to micro and small medium enterprises	5.38	10.48
Unsecured personal loan	833.87	668.89
Loans include unsecured personal loans		
Management overlay provision	-	-
Loan to promoters, directors, Key managerial personnels and other related parties	-	-

Notes

a. Loans granted by the Company are secured by equitable mortgage/registered mortgage of the property.The secured loan includes hypothecation/mortgage under process.
b. The detailed information of impairment assessment and measurement approach given in Summary of significant accounting policies - note no. IB.1.6.13.5
c. The Company has defined risk assessment model in note no. 33.
d. For Disclosures as per Master Direction - Reserve Bank of India (Non-Banking Financial Companies – Financial Statements: Presentation and Disclosures) Directions, 2025 (Updated from time to time) (Refer Note 40).

	As at 31 March , 2026	As at 31 March , 2025
	Rs. /Lakhs	Rs. /Lakhs
5 INVESTMENTS		
Quoted		
Investment in mutual funds (Refer Note i below)	6,006.06	11,844.76
Unquoted		
Security Receipts to ARC	14,100.56	4,509.78
Impairment on Security Receipts	(2,226.88)	-
(At fair value through profit and loss)		
	11,873.68	**4,509.78**
Investment in Commercial Paper	17,319.57	15,548.38
Investment in NCD	63,405.73	26,935.55
(At amortised cost)		
	98,605.04	**58,838.47**
Investment outside India	-	-
Investments in India	98,605.04	58,838.47
	98,605.04	**58,838.47**
Note: -		
i. Investment in mutual fund under lien towards overdraft facility from banks.	-	427.48
6 OTHER FINANCIAL ASSETS		
a. Security deposit*	486.08	492.34
b. Other receivables	914.40	696.75
Total (A) Gross	**1,400.48**	**1,189.09**

* The security deposit includes margin money Rs. 343.33 Lakhs (Previous year Rs. 349.06 Lakhs) held with financial institution are under lien as security against credit enhancement.

Expected Credit Loss ('ECL')

An analysis of the changes in the gross carrying amount of loans secured by tangible assets and the corresponding Expected Credit Loss ('ECL') allowance, pertaining to all asset classes is provided below:

	Stage 1	Stage 2	Stage 3	Total
	Rs. /Lakhs	Rs. /Lakhs	Rs. /Lakhs	Rs. /Lakhs
Gross Carrying amount as at 1 April, 2025	**3,30,575.08**	**8,842.37**	**8,300.01**	**3,47,717.46**
New Assets originated or increase in existing assets	1,16,198.38	-	-	1,16,198.38
Financial Assets that have been derecognised or repaid	(59,648.58)	(2,040.25)	(19,395.13)	(81,083.96)
Transfer from Stage 1	(30,071.20)	11,409.41	18,661.79	-
Transfer from Stage 2	840.10	(5,859.39)	5,019.29	-
Transfer from Stage 3	98.02	127.04	(225.06)	0.00
Write offs	-	-	(39.43)	(39.43)
Gross Carrying amount as at 31 March 2026	**3,57,991.80**	**12,479.18**	**12,321.47**	**3,82,792.45**

	Stage 1	Stage 2	Stage 3	Total
	`	Rs. /Lakhs	Rs. /Lakhs	Rs. /Lakhs
Gross Carrying amount as at 1 April, 2024	**2,57,071.83**	**3,812.94**	**4,763.15**	**2,65,647.92**
New Assets originated or increase in existing assets	1,39,692.81	-	-	1,39,692.81
Financial Assets that have been derecognised or repaid	(47,100.38)	(1,185.04)	(8,553.10)	(56,838.52)
Transfer from Stage 1	(19,627.49)	8,431.83	11,195.66	-
Transfer from Stage 2	430.96	(2,321.86)	1,890.90	-
Transfer from Stage 3	107.35	104.51	(211.86)	-
Write offs	-	-	(784.74)	(784.74)
Gross Carrying amount as at 31 March 2025	**3,30,575.08**	**8,842.37**	**8,300.01**	**3,47,717.46**

	Stage 1	Stage 2	Stage 3	Total
	Rs. /Lakhs	Rs. /Lakhs	Rs. /Lakhs	Rs. /Lakhs
ECL Allowance as at 1 April, 2025	**448.09**	**863.99**	**3,438.51**	**4,750.58**
New Assets originated or increase in existing assets	1,379.89	1,133.55	4,485.03	6,998.47
Financial Assets that have been derecognised or repaid	(317.63)	(142.09)	(3,531.82)	(3,991.54)
Transfer from Stage 1	(187.57)	36.75	150.82	(0.00)
Transfer from Stage 2	62.04	(603.54)	541.50	-
Transfer from Stage 3	40.60	52.50	(93.10)	-
Write offs	-	-	(15.74)	(15.74)
ECL Allowance as at 31 March 2026	**1,425.42**	**1,341.16**	**4,975.20**	**7,741.78**

	Stage 1	Stage 2	Stage 3	Total
	Rs. /Lakhs	Rs. /Lakhs	Rs. /Lakhs	Rs. /Lakhs
ECL Allowance as at 1 April, 2024	**1,054.98**	**67.30**	**2,144.13**	**3,266.40**
New Assets originated or increase in existing assets	355.25	801.43	3,285.86	4,442.54
Financial Assets that have been derecognised or repaid	(935.40)	(43.54)	(1,657.68)	(2,636.62)
Transfer from Stage 1	(82.37)	33.48	48.89	-
Transfer from Stage 2	7.51	(41.95)	34.44	-
Transfer from Stage 3	48.12	47.28	(95.40)	-
Write offs	-	-	(321.73)	(321.73)
ECL Allowance as at 31 March 2025	**448.09**	**863.99**	**3,438.51**	**4,750.59**

7 (a) PROPERTY PLANT AND EQUIPMENT

	Lease hold Improvements	Computer and printers	Office equipments	Electrical installations	Vehicles	Furniture and fixtures	Total
	Rs. /Lakhs	Rs. /Lakhs	Rs. /Lakhs	Rs. /Lakhs	Rs. /Lakhs	Rs. /Lakhs	Rs. /Lakhs
At cost							
As at 01 April, 2024	**488.56**	**839.21**	**279.82**	**17.72**	**365.02**	**441.92**	**2,432.25**
Additions	9.91	384.87	145.78	-	145.11	158.90	844.57
Disposals	0.06	120.45	7.85	0.30	57.73	17.11	203.50
As at 31 March, 2025	**498.41**	**1,103.63**	**417.75**	**17.42**	**452.40**	**583.71**	**3,073.32**
Additions	**197.82**	**170.19**	**101.03**	**-**	**77.96**	**47.90**	594.90
Disposals	**-**	**41.68**	**14.73**	**0.02**	**38.87**	**20.53**	115.83
As at 31 March, 2026	**696.23**	**1,232.14**	**504.05**	**17.40**	**491.49**	**611.08**	**3,552.39**
Depreciation							
As at 01 April, 2024	**349.37**	**308.22**	**90.00**	**10.11**	**40.16**	**107.61**	**905.51**
Charge for the year	89.85	301.02	62.75	1.67	49.98	52.82	558.08
Disposals	0.06	99.74	4.18	0.28	6.55	7.78	118.59
As at 31 March, 2025	**439.16**	**509.50**	**148.57**	**11.50**	**83.59**	**152.65**	**1,345.00**
Charge for the year	**57.50**	**324.91**	**82.14**	**1.66**	**57.59**	**57.18**	580.98
Disposals	**-**	**36.68**	**9.24**	**0.04**	**12.95**	**8.16**	67.07
As at 31 March, 2026	**496.66**	**797.73**	**221.47**	**13.12**	**128.23**	**201.67**	**1,858.91**
Net book value							
As at 01 April, 2024	**139.19**	**530.99**	**189.82**	**7.61**	**324.86**	**334.31**	**1,526.74**
As at 31 March, 2025	**59.25**	**594.13**	**269.18**	**5.92**	**368.81**	**431.06**	**1,728.32**
As at 31 March, 2026	**199.59**	**434.41**	**282.58**	**4.28**	**363.26**	**409.41**	**1,693.48**

Note:

i. Leasehold improvements consist of expenditures incurred for construction on the property obtained on lease, as disclosed in Note 7(b) - Right of use assets.
ii. There has been no revaluation of Property, Plants, and Equipment during the current financial year or the previous financial year.
iii. There is no proceeding initiated against the company for the properties under the Benami Transactions (Prohibition) Act, 1908 and the rules made thereunder.

7 (b) CAPITAL-WORK-IN PROGRESS

	Lease Hold Improvements	Total
	Rs. /Lakhs	**Rs. /Lakhs**
	-	-
As at 1 April, 2024	-	-
Additions	63.50	63.50
As at 31 March, 2025	**63.50**	**63.50**
Additions	**-**	-
Asset capitalized during the year	**(63.50)**	(63.50)
As at 31 March, 2025	**(0.00)**	**(0.00)**

i. Capital Work in Progress ageing schedule as at 31 March, 2026: -

Rs. /Lakhs

Particular	**Amount in Intangible assets under development for a period**				
	Less than 1 Years	**Greater than 1 year but less than 2 Years**	**Greater than 2 year but less than 3 Years**	**More than 3 years**	**Total**
Project in Progress	-	-	-	-	**-**

Capital Work in Progress ageing schedule as at 31 March, 2025: -

Rs. /Lakhs

Particular	**Amount in Intangible assets under development for a period**				
	Less than 1 Years	**Greater than 1 year but less than 2 Years**	**Greater than 2 year but less than 3 Years**	**More than 3 years**	**Total**
Project in Progress	63.50	-	-	-	**63.50**

ii. Capital work in progress does not include any project which is temporarly shut down

7 (c) RIGHT OF USE ASSETS

	Amount Rs. /Lakhs
At cost	
As at 31 March, 2024	**717.79**
Additions	60.71
As at 31 March, 2025	**778.50**
Additions	**1,041.98**
Disposals	**(164.74)**
As at 31 March, 2026	**1,655.74**
Depreciation	
As at 31 March, 2024	**285.44**
Charge for the year	89.83
As at 31 March, 2025	**375.27**
Charge for the year	**170.24**
Disposals	**(114.09)**
As at 31 March, 2026	**431.42**
Net book value	
As at 31 March, 2024	**432.35**
As at 31 March, 2025	**403.23**
As at 31 March, 2026	**1,224.32**

7 (d) INTANGIBLE ASSETS UNDER DEVELOPMENT

	Software Rs. /Lakhs	Total Rs. /Lakhs
As at 01 April, 2024	**16.31**	**16.31**
Additions	20.50	20.50
Asset capitalized during the year	(8.46)	(8.46)
As at 31 March, 2025	**28.35**	**28.35**
Additions	**14.32**	**14.32**
Asset capitalized during the year	**(17.80)**	**(17.80)**
As at 31 March, 2026	**24.87**	**24.87**

Notes

i. Intangible asset under development ageing schedule as at 31 March, 2026: -

Rs. /Lakhs

Particular	**Amount in Intangible assets under development for a period**				
	Less than 1 Years	**Greater than 1 year but less than 2 Years**	**Greater than 2 year but less than 3 Years**	**More than 3 years**	**Total**
Project in Progress	12.52	9.08	2.74	0.53	**24.87**

Intangible asset under development ageing schedule as at 31 March, 2025: -

Rs. /Lakhs

Particular	**Amount in Intangible assets under development for a period**				
	Less than 1 Years	**Greater than 1 year but less than 2 Years**	**Greater than 2 year but less than 3 Years**	**More than 3 years**	**Total**
Project in Progress	20.50	7.85	-	-	**28.35**

ii. The intangible asset under development does not include any projects that are temporarily shut down or under suspension.

7 (e) OTHER INTANGIBLE ASSETS

	Software Rs. /Lakhs	Copyright Rs. /Lakhs	Trademark Rs. /Lakhs	Total Rs. /Lakhs
As at 01 April, 2024	**249.32**	**0.23**	**0.15**	**249.70**
Additions	97.06	-	-	97.06
Disposals	8.27	-	-	8.27
As at 31 March, 2025	**338.11**	**0.23**	**0.15**	**338.49**
Additions	**72.06**	**-**	**-**	72.06
Disposals	**-**	**-**	**-**	-
As at 31 March, 2026	**410.17**	**0.23**	**0.15**	**410.55**
Amortization				
As at 01 April, 2024	**100.87**	**0.21**	**0.14**	**101.21**
Charge for the year	59.59	-	-	59.59
Disposals	7.77	-	-	7.77
As at 31 March, 2025	**152.69**	**0.21**	**0.14**	**153.04**
Charge for the year	**69.16**			69.16
Disposals	**-**	**-**	**-**	-
As at 31 March, 2026	**221.85**	**0.21**	**0.14**	**222.20**
Net book value				
As at 01 April, 2024	**148.45**	**0.02**	**0.01**	**148.49**
As at 31 March, 2025	**185.42**	**0.02**	**0.01**	**185.46**
As at 31 March, 2026	**188.32**	**0.02**	**0.01**	**188.35**

Note

i. During the current financial year and in the previous financial year there is no revaluation of Intangible assets.

FINOVA CAPITAL PRIVATE LIMITED
CIN- U65993RJ2015PTC048340
STATEMENT OF CASH FLOWS FOR THE YEAR ENDED 31 MARCH, 2026

Particulars	Year ended March 31, 2026	Year ended March 31, 2025
	Rs./Lakhs	Rs./Lakhs
A Cash flow from operating activities:		
Net profit before tax as per statement of profit and loss	**22,211.04**	**24,852.61**
Depreciation and amortisation of Property plant equipments, right of use assets and other intangible asset	820.38	707.50
Net gain on sale of current investments	(940.56)	(1,018.84)
Amortization of ancillary cost	197.10	150.33
(Reversal)/Provision for expected credit loss (ECL)	2,991.19	1,484.19
Employee stock option expense	84.23	95.20
Loss on sale of property, plant and equipment	14.02	29.44
Gain on termination on lease assets	(25.89)	-
Fair value change of investments	29.66	108.05
Operating profit before working capital changes	**25,381.17**	**26,408.48**
Changes in working capital		
(Increase)/decrease in loans	(35,074.99)	(82,069.55)
(Increase)/decrease in bank balance other than cash and cash equivalents	10,545.01	3,455.34
(Increase)/decrease in other financial assets	(211.39)	(300.45)
(Increase)/decrease in non financial assets	(28.40)	(10.01)
(Increase)/decrease in trade and other payables	(22.64)	191.29
(Increase)/decrease in lease liabilities	833.84	(11.52)
(Increase)/decrease in provisions	490.03	324.16
(Increase)/decrease in other non-financial liabilities	(99.67)	430.52
Total of changes in working capital	**(23,568.21)**	**(77,990.22)**
Direct taxes paid	(5,620.94)	(8,141.71)
Net cash flow (used in) operating activities (A)	**(3,807.98)**	**(59,723.45)**
B Cash flow from investing activities:		
Inflow (outflow) on account of :		
Purchase of Property, plant and equipment (including capital work-in-progress)/ intangible assets	(1,505.98)	(1,136.19)
Sale of Property, plant and equipment (including capital work-in-progress)		
Purchase of Investments	(3,35,827.23)	(2,05,732.57)
Sale of property, plant and equipment	36.89	63.38
Sale of Investments	2,96,971.56	1,63,687.59
Fixed deposit		
Credit Substitutes		
Net cash flow from / (used in) investing activities (B)	**(40,324.76)**	**(43,117.79)**
C Cash flow from financing activities:		
Issue of equity shares (including share premium)	-	60,005.38
Share issue expenses	-	(440.09)
Proceeds from borrowings		
Bank Borrowings (bank borrowings other than debt securities)	1,18,000.00	90,900.00
Borrowings under securitisation	-	13,284.75
Overdraft credit from bank	433.72	-
Repayment of borrowings		
Debt securities	-	(468.36)
Bank Borrowings (bank borrowings other than debt securities)	(70,035.52)	(68,438.26)
Associated liabilities in respect of securitisation transactions	(8,290.33)	9,406.91
Net Cash flow from financing activities (C)	**40,107.87**	**1,04,250.33**
Net increase/(decrease) in cash and cash equivalents (A+B+C)	**(4,024.87)**	**1,409.09**
Cash and cash equivalents as at the beginning of the year	9,980.08	8,570.99
Cash and cash equivalents at the end of the year	**5,955.21**	**9,980.08**

FINOVA CAPITAL PRIVATE LIMITED
CIN- U65993RJ2015PTC048340
STATEMENT OF CASH FLOWS FOR THE YEAR ENDED 31 MARCH, 2026

Particulars	Year ended March 31, 2026	Year ended March 31, 2025
	Rs./Lakhs	Rs./Lakhs
Cash on hand	373.55	297.74
Balance with banks		
In current accounts	580.76	2,178.18
In deposit account	5,000.90	7,504.16
Total cash and cash equivalents	**5,955.21**	**9,980.08**
Operational Cash Flow from Interest		
Interest Received	81,797.86	69,133.45
Interest Paid	24,172.91	19,526.49

Note:-
1 Cash flow statement has been prepared under indirect method as set out in the IND AS 7 " Cash Flow Statement".
2 Previous year figures have been regrouped/reclassified wherever applicable.
3 For change in liabilities arises from financial activities. Refer Note 33(a).

The accompanying notes are forming part of financial statements

In terms of our report attached
For T R Chadha & Co LLP
Chartered Accountants
Firm's Registration No. 006711N/500028

Sd/
Aashish Gupta
Partner
Membership No. 097343
Place: Jaipur
Date : 30 April, 2026

For and on behalf of Board of Directors of
FINOVA CAPITAL PRIVATE LIMITED

Sd/
Mohit Sahney
Managing Director & CEO
DIN: 07280918
Place: Jaipur
Date : 30 April, 2026

Sd/
Sunita Sahney
Executive Director
DIN: 02395354
Place: Jaipur
Date : 30 April, 2026

Sd/
Ravi Sharma
Chief Financial Officer
Place: Jaipur
Date : 30 April, 2026

Sd/
Jaikishan Premani
Company Secretary
M. No: A42043
Place: Jaipur
Date : 30 April, 2026

7(f) Leases

The change in the carrying value of right to use assets are as follows

Particulars	As at 31 March, 2026	As at 31 March , 2025
	Rs. /Lakhs	Rs. /Lakhs
Opening balance of right to use assets	403.23	432.35
Addition during the year	1,041.98	60.71
Depreciation/Amortization during the year	(170.24)	(89.83)
Disposals	(50.65)	-
Closing balance of right to use assets	**1,224.32**	**403.23**

Movement in lease liability are as follows:

Opening Balance of Lease Liability	478.84	490.36
Addition during the year	1,014.96	59.50
Interest during the year	141.04	61.57
Payment of lease liability	(247.43)	(132.59)
Disposals	(74.73)	-
Closing balance of lease liability	**1,312.68**	**478.84**

Amount recognised in profit and loss account are as follows:

Particulars	Year ended 31 March, 2026	Year ended 31 March, 2025
	Rs. /Lakhs	Rs. /Lakhs
Finance Cost*	141.04	61.57
Depreciation Cost	170.24	89.83
Total	**311.28**	**151.40**

* The amount in Note 20 is disclosed net of Rs 3.28 lakhs for March 31, 2026 (2.12 lakhs for previous year) interest income on security deposits.

Particulars	Year ended 31 March, 2026	Year ended 31 March, 2025
	Rs. /Lakhs	Rs. /Lakhs
Total cash outflow for leases	247.43	132.59
Total	**247.43**	**132.59**

The table below provides details regarding the maturities of lease liabilities as at 31 March, 2026 on an discounted basis

Particulars	Year ended 31 March, 2026	Year ended 31 March, 2025
	Rs. /Lakhs	Rs. /Lakhs
Tenure		
Before 3 months	68.58	32.23
3-6 months	62.60	30.56
6-12 months	121.18	55.26
1-3 years	425.88	168.79
3-5 years	323.36	101.05
Above 5 years	311.07	90.94
Total	**1,312.68**	**478.84**

The table below provides details regarding the maturities of lease liabilities as at 31 March, 2026 on an undiscounted basis

Particulars	Year ended 31 March, 2026	Year ended 31 March, 2025
	Rs. /Lakhs	Rs. /Lakhs
Tenure		
Before 3 months	69.95	32.88
3-6 months	65.79	32.12
6-12 months	133.69	60.97
1-3 years	542.25	214.91
3-5 years	522.65	163.33
Above 5 years	665.05	191.61
Total	**1,999.39**	**695.82**

Other disclosure	As at 31 March,2026 Rs./Lakh	As at 31 March,2025 Rs./Lakh
Depreciation charge for right-of-use assets by class of underlying asset	170.24	89.83
Interest expense on lease liabilities.	141.04	61.57
The expense relating to short-term leases including leaseswith a lease term of 12 month or less	113.50	117.22
The expense relating to leases of low-value assets	769.14	622.98
The expense relating to variable lease payments not included in the measurement of lease liabilities	-	-
Payment of lease liabilities	247.43	132.59
Total cash outflow for leases.	247.43	132.59
Additions to right-of-use assets	1,041.98	60.71
Gains or losses arising from sale and leaseback transactions;	-	-
The carrying amount of right-of-use assets	1,224.32	403.23

The company has paid following rent on amount of short term leases where the lease term was less than 12 months or monthly rent is below 50K

Particulars	Year ended 31 March, 2026 Rs. /Lakhs	Year ended 31 March, 2025 Rs. /Lakhs
Short Term lease (including rent, rates and taxes)	882.64	740.20
Total	**882.64**	**740.20**

	As at 31 March , 2026	As at 31 March , 2025
	Rs. /Lakhs	Rs. /Lakhs
8 OTHER NON- FINANCIAL ASSETS		
a. Capital advance	0.92	62.50
b. Prepaid expenses	118.66	90.26
	119.58	**152.76**
9 PAYABLES		
a. Trade payable (Refer Note below i)		
Total outstanding dues of Micro Enterprises and Small Enterprises	26.95	19.39
Total outstanding dues of Creditors other than Micro Enterprises and Small Enterprises	1,087.00	1,170.33
	1,113.95	**1,189.72**
b. Other payable (Refer Note below i)		
Total outstanding dues of Micro Enterprises and Small Enterprises	-	-
Total outstanding dues of Creditors other than Micro Enterprises and Small Enterprises	218.68	165.55
	218.68	**165.55**
Total	**1,332.63**	**1,355.27**

Note I
Trade payables and other payables ageing schedule
As at 31 March, 2026

	Outstanding for following periods from due date of payment					
	Unbilled	**Less than 1 year**	**1-2 years**	**2-3 years**	**More than 3 years**	**Total**
Micro, Small and Medium Enterprises Development ('MSME')	-	26.95	-	-	-	**26.95**
Trade payables other than Micro Enterprises and Small Enterprises	792.73	512.95	-	-	-	**1,305.68**
Disputed dues –Micro, Small and Medium Enterprises Development ('MSME')	-	-	-	-	-	**-**
Disputed dues - Trade payables other than Micro Enterprises and Small Enterprises	-	-	-	-	-	**-**
	792.73	**539.90**	**-**	**-**	**-**	**1,332.63**

Trade payables and other payables ageing schedule
As at 31 March, 2025

	Outstanding for following periods from due date of payment					
	Unbilled	**Less than 1 year**	**1-2 years**	**2-3 years**	**More than 3 years**	**Total**
Micro, Small and Medium Enterprises Development ('MSME')	-	19.39	-	-	-	**19.39**
Trade payables other than Micro Enterprises and Small Enterprises	859.00	476.88	-	-	-	**1,335.88**
Disputed dues –Micro, Small and Medium Enterprises Development ('MSME')	-	-	-	-	-	**-**
Disputed dues - Trade payables other than Micro Enterprises and Small Enterprises	-	-	-	-	-	**-**
	859.00	**496.27**	**-**	**-**	**-**	**1,355.27**

	As at 31 March , 2026	As at 31 March , 2025
	Rs. /Lakhs	Rs. /Lakhs

II. Details of dues of micro and small enterprises as defined under the MSMED Act, 2006

The principal amount and the interest due thereon remaining unpaid to any supplier as at the end of each accounting year		
Principal amount due to micro and small enterprises	26.95	19.39
Interest due on above	-	-
	26.95	**19.39**
The amount of interest paid by the buyer in terms of Section 16 of the MSMED Act 2006 along with the amounts of the payment made to the supplier beyond the appointed day during each accounting year	-	-
The amount of interest due and payable for the period of delay in making payment (which have been paid but beyond the appointed day during the year) but without adding the interest specified under the MSMED Act 2006.	-	-
The amount of interest accrued and remaining unpaid at the end of each accounting year	-	-
The amount of further interest remaining due and payable even in the succeeding years, until such date when the interest dues as above are actually paid to the small enterprise for the purpose of disallowance as a deductible expenditure under Section 23 of the MSMED Act 2006	-	-

The information have been disclosed based on the information available with the Company, the same have been relied upon by the auditor.

10 i) DEBT SECURITIES
(At amortised cost)

	As at 31 March , 2026	As at 31 March , 2025
Secured		
Non Convertible Debentures	-	-
	-	**-**
Debt securities in India	-	-
Debt securities outside India	-	-
	-	**-**

ii) DEBT SECURITY MOVEMENT

	As at 31 March , 2026	As at 31 March , 2025
Opening Debt Security	-	468.82
Addition during the year	-	-
Repayment during the year	-	468.82
Closing balance during the year	**-**	**-**

	As at 31 March , 2026	As at 31 March , 2025
	Rs. /Lakhs	Rs. /Lakhs
11 BORROWINGS (OTHER THAN DEBT SECURITIES)		
At amortised cost and Secured		
Term loans		
a. From banks	2,16,115.08	1,71,961.72
b. From others	44,689.94	40,681.72
	2,60,805.02	**2,12,643.44**
Other loans		
a. From banks		
Overdraft credit from bank	433.72	-
a. From others		
Associated liabilities in respect of securitisation transactions	14,401.32	22,691.65
	14,835.04	**22,691.65**
Borrowings in India	2,75,640.06	2,35,335.09
Borrowings outside India	-	-
	2,75,640.06	**2,35,335.09**

Notes

a. Secured term loans from banks amounting to Rs. 2,16,115.08 lakhs (Previous year Rs. 1,71,961.72 lakhs) carry rate of of interest in the range of 6.80% to 11.05% p.a (Previous year 7.80% to 11.70%). The loans are having tenure of 3 to 7 years from the date of disbursement and are repayable in monthly and quarterly installments. Those loan are secured by hypothecation(exclusive charge) of the loans given by the Company. Quarterly returns or statement of current assets filed by the company with the bank are in agreement with books of accounts.

b. Secured term loans from financial institutions amount to Rs. 44,689.94 lakhs (Previous year Rs. 40,681.72 lakhs) carry rate of interest in the range of 8.75% to 11.10% p.a (Previous year 9.00% to 12.50%). The loans are having tenure of 3.0 year to 5.0 years from the date of disbursement and are repayable in monthly and quarterly installments. Those loan are secured by hypothecation(exclusive charge) of the loans given by the Company. Quarterly returns or statement of current assets filed by the company with the bank are in agreement with books of accounts.

c. Associated liabilities in respect of securitization transactions' represents amount received in respect of securitization transactions as these transactions do not meet the derecogniton criteria specified under IND AS. These are secured by hypothecation of designated loan assets and margin money.

d. The company has not defaulted in the repayment of dues to its lenders and the company does not have unsecured borrowings.

e. The company has not been declared as wilfuldefauter by any banks, financial institution or any other lender

f. **Term of repayment of long term borrowing outstanding as at 31 March, 2026**

Particulars	Interest rate Range	No. of Installments	As at 31 March , 2026	No. of Installments	As at 31 March, 2025
			Rs. /Lakhs		Rs. /Lakhs
i Secured monthly repayment					
Less than 1 Year	Upto 10%	857	46,746.34	543	27,478.56
	More than 10% and upto 12%	171	5,310.61	473	14,863.79
	More than 12% and upto 14%	-	-	-	-
Due 1 to 3 years	Upto 10%	1294	72,061.52	1015	48,630.56
	More than 10% and upto 12%	168	6,071.80	593	20,517.11
Due 3 to 5 years	Upto 10%	445	30,733.45	581	24,662.43
	More than 10% and upto 12%	39	1,204.93	161	5,675.30
More than 5 years	Upto 10%	44	4,193.51	71	2,782.33
	More than 10% and upto 12%	-	-	21	709.39
Subtotal (a)			**1,66,322.16**		**1,45,319.48**

ii	**Secured quarterly repayment**					
	Less than 1 Year	Upto 10%	126	25,204.17	81	12,049.13
		More than 10% and upto 12%	17	2,526.47	32	6,081.46
	Due 1 to 3 years	Upto 10%	206	42,811.85	152	24,174.95
		More than 10% and upto 12%	24	4,133.20	51	11,382.68
	Due 3 to 5 years	Upto 10%	68	17,538.77	56	7,892.49
		More than 10% and upto 12%	11	1,968.41	26	5,212.25
	More than 5 years	Upto 10%	-	-	-	-
		More than 10% and upto 12%	1	300.00	3	531.00
	Subtotal (b)			**94,482.87**		**67,323.96**
	Grand Total (a+b)			**2,60,805.03**		**2,12,643.44**

g. **Term of repayment of Associated liabilities in respect of securitization transactions as at 31 March, 2026**

Particulars	Interest rate Range	No. of Installments	As at 31 March , 2026	No. of Installments	As at 31 March, 2025
			Rs. /Lakhs		Rs. /Lakhs
Secured monthly repayment					
Less than 1 Year	Upto 10%	58	6,784.67	60	6,247.08
Due 1 to 3 years		53	6,900.82	99	11,633.09
Due 3 to 5 years		4	715.83	32	4,811.48
Total			**14,401.32**		**22,691.65**

h. The charges which yet to be registered with Registrar of Companies (ROC) as at 31 March, 2026 are as follows:

Brief description of charge	Location of ROC	Due date for registration	Reason for delay in registration
Not applicable*			

*The company is in the process of filing the charge with the ROC.

PARTICULARS	DATE OF EXECUTION	DATE OF FILING	Sanction	Disbursed	Undisbused
The South Indian Bank	25-Mar-26	14-Apr-26	2,500.00	2,500.00	0.00
Nabkisan Finance Limited	25-Mar-26	09-Apr-26	6,000.00	6,000.00	0.00
Bandhan Bank Limited	28-Mar-26	23-Apr-26	5,000.00	5,000.00	0.00
Kotak Mahindra Bank Limited	30-Mar-26	15-Apr-26	2,500.00	2,500.00	0.00

i.. The Company have sanctioned the term loan from Bank/FIs and submitting monthly/quarterly receivable data to the lenders in accordance with the provisions of sanction letters. There are no discrepancies between the receivable/stock data submitted to the lenders and the Company's book of accounts and the company has complied with all the covenants as per the sanction letters.

j. The company have sanctioned the working capital and cash credit limit and submitting the monthly/quarterly receivable data to the lenders in accordance with the provisions of saction letter. There are no discrepancies between the receivable/stock data submitted to the lenders and the Company's book of accounts.

	As at 31 March , 2026 Rs. /Lakhs	As at 31 March , 2025 Rs. /Lakhs
12 PROVISIONS		
Provision for employee benefits		
a. Provision for gratuity	566.52	340.50
b. Compensated absences	521.99	307.04
	1,088.51	**647.54**
13 OTHER NON-FINANCIAL LIABILITIES		
a. Statutory dues payable	403.05	486.48
b. Other non financial liabilities	50.26	28.16
c. Employee Dues Payable	3,439.40	3,477.74
	3,892.71	**3,992.38**

	As at 31 March , 2026	As at 31 March , 2025
	Rs. /Lakhs	Rs. /Lakhs
14 EQUITY SHARE CAPITAL		
Authorized share capital		
6,100,000 (31 March, 2025: 6,000,000) Equity Shares of Rs. 10/- each	610.00	610.00
14,900,000 ((31 March, 2025: 13,500,000) 0.0001% Compulsorily Convertible Cumulative Preference Shares (CCCPS) of Rs. 100/- each	14,900.00	14,900.00
	15,510.00	**15,510.00**
Issued, subscribed , paid up capital and partly paid up capital		
Equity share capital		
5,900,981 (31 March, 2025: 5,900,981) Equity Shares of Rs. 10/- each fully paid up	590.10	590.10
Sub-total (A)	**590.10**	**590.10**
PREFERENCE SHARE CAPITAL		
Compulsorily Convertible Cumulative Preference Shares		
Fully paid up		
Series A Compulsorily Convertible Cumulative Preference Share Capital		
3,330,425 (31 March, 2025: 3,330,425) 0.0001% Compulsorily Convertible Cumulative Preference Shares of Rs. 100/- each	3,330.42	3,330.42
Series B Compulsorily Convertible Cumulative Preference Share Capital		
2,817,399 (31 March, 2025: 28,17,399) 0.0001% Compulsorily Convertible Cumulative Preference Shares of Rs. 100/- each	2,817.40	2,817.40
Series C Compulsorily Convertible Cumulative Preference Share Capital		
28,90,589 (31 March, 2025: 28,90,589) 0.0001% Compulsorily Convertible Cumulative Preference Shares of Rs. 100/- each	2,890.59	2,890.59
Series A-1 Compulsorily Convertible Cumulative Preference Share Capital		
13,000 (31 March, 2025: 13,000) 0.0001% Compulsorily Convertible Cumulative Preference Shares of Rs. 100/- each	13.00	13.00
Series D Compulsorily Convertible Cumulative Preference Share Capital		
2,688,579 (31 March, 2025: 2,688,579) 0.0001% Compulsorily Convertible Cumulative Preference Shares of Rs. 100/- each	2,688.57	2,688.57
Series E Compulsorily Convertible Cumulative Preference Share Capital		
2,101,415 (31 March, 2025: 2101415) 0.0001% Compulsorily Convertible Cumulative Preference Shares of Rs. 100/- each	2,101.42	2,101.42
Partly Called-Up and Paid up Capital		
Series A-1 Compulsorily Convertible Cumulative Preference Share Capital		
15,000 (31 March, 2025: 15,000;) 0.0001% Compulsorily Convertible Cumulative Preference Shares of Rs. 100/- each Rs 1 Paid up	0.15	0.15
Series A-2 Compulsorily Convertible Cumulative Preference Share Capital		
18,000 (31 March, 2025: 18,000) 0.0001% Compulsorily Convertible Cumulative Preference Shares of Rs. 100/- each Rs 1 Paid up	0.18	0.18
Series C-1 Compulsorily Convertible Cumulative Preference Share Capital		
42,000 (31 March, 2025: 42,000) 0.0001% Compulsorily Convertible Cumulative Preference Shares of Rs. 100/- each Rs 1 Paid up	0.42	0.42
Series C Compulsorily Convertible Cumulative Preference Share Capital		
138,516 (31 March, 2025: 138,516) 0.0001% Compulsorily Convertible Cumulative Preference Shares of Rs. 100/- each Rs 1 Paid up	1.39	1.39
Series B Compulsorily Convertible Cumulative Preference Share Capital		
138,516 (31 March, 2025: 1,38,516) 0.0001% Compulsorily Convertible Cumulative Preference Shares of Rs. 100/- each Rs 1 Paid up	1.39	1.39
Series C-2 Compulsorily Convertible Cumulative Preference Share Capital		
239,108 (31 March, 2025: 239,108) 0.0001% Compulsorily Convertible Cumulative Preference Shares of Rs. 100/- each Rs 1 Paid up	2.39	2.39
Series D-1 Compulsorily Convertible Cumulative Preference Share Capital		
30,000 (31 March, 2025: 30,000) 0.0001% Compulsorily Convertible Cumulative Preference Shares of Rs. 100/- each Rs 1 Paid up	0.30	0.30
Series E-1 Compulsorily Convertible Cumulative Preference Share Capital		
385,192 (31 March, 2025: 385,192) 0.0001% Compulsorily Convertible Cumulative Preference Shares of Rs. 100/- each Rs 1 Paid up	3.85	3.85
Sub Total (B)	**13,851.47**	**13,851.47**
Total (A+B)	**14,441.57**	**14,441.57**

14.1 Terms/right attached to shares

(a) Equity Shares

The company has only one class of Equity Shares having face value of Rs. 10/- per share. Each holder of Equity share is entitled to one vote per share. In the event of liquidation of company, the holders of Equity Shares will be entitled to receive the remaining assets of the company, after distribution of all preferential amounts. The distribution will be in proportion to the number of equity shares held by the shareholders adjusted by the partly paid up value of the share, if applicable.

During the year ended on March 31, 2025, the Company issued and allotted 500 fully paid-up equity shares having face value of Rs. 10/- per share on a preferential basis through a private placement offer. Additionally, 876 equity shares having face value of Rs. 10/- per share were allotted upon exercise of vested options under Employees Stock Option Plan 2018.

During the year ended on March 31, 2026, the Company has not issued and allotted any equity shares on a preferential basis through a private placement offer. Further, no equity shares were allotted upon exercise of options any of the Employees Stock Option Plan during the year.

(b) Preference Shares

The company issued 3,330,425 Series A CCCPS of Rs. 100/- each fully paid up. The CCCPS holders are entitled to dividend of 0.0001% cumulative. Each CCCPS can be converted to Equity Shares at any time before the expiry of Twenty years from the date of issue into such number of Equity Shares as per the Investment Agreement dated September 2, 2017.

The company issued 2,817,399 Series B CCCPS and 13,000 Series A-1 CCCPS of Rs. 100/- each fully paid up respectively, 15,000 Series A-1 CCCPS of Rs. 100/- each Rs-1 Paid up and 138,516 Series B CCCPS of Rs. 100/- each Rs 1 Paid up. The CCCPS holders are entitled to dividend of 0.0001% cumulative. Each CCCPS can be converted to equity shares at any time before the expiry of twenty years from the date of issue into such number of equity shares as per the investment agreement dated March 6, 2019.

The company issued 3,500,212 Series C CCCPS of Rs. 100/- each fully paid up and 138,516 Series C CCCPS of Rs. 100/- each Re/-1 partly paid up. The CCCPS holders are entitled to a cumulative dividend of 0.0001%. Each CCCPS can be converted to Equity Shares at any time before the expiry of Twenty years from the date of issue into such number of Equity Shares as per the Investment Agreement dated September 21, 2020.

During the year ended March 31, 2024. The company has converted 609,623 Series C CCCPS of Rs. 100/- each fully paid up in to 609,623 equity shares of Rs. 10/- each as per the Board resolution dated August 1, 2023 in accordance with term of issuance Series C CCCPS read with shareholders agreement dated September 21, 2020.

The company issued 18,000 Series A-2 CCCPS of Rs. 100/- Re/-1 partly paid up and 42,000 Series C-1 CCCPS of Rs. 100/- Re/-1 partly paid up. The CCCPS holders are entitled to a cumulative dividend of 0.0001%. Each CCCPS can be converted to Equity Shares at any time before the expiry of Twenty years from the date of issue into such number of Equity Shares as per Private Placement Offer cum Application Letter dated January 16, 2021.

The company has issued 2,39,108 Series C-2 CCCPS of Rs. 100/- (Re/-1 partly paid up). The CCCPS holders are entitled to a cumulative dividend of 0.0001%. Each CCCPS can be converted to equity shares at any time before the expiry of Twenty years from the date of issue into such number of Equity shares as per private placement offer cum application letter dated March 19, 2022.

The company has issued 2,868,551 Series D CCCPS of Rs. 100/- fully paid up. The CCCPS holders are entitled to a cumulative dividend of 0.0001%. Each CCCPS can be converted to Equity Shares at any time before the expiry of Twenty years from the date of issue into such number of Equity Shares as per Private Placement Offer cum Application Letter dated March 24, 2022.

During the year ended March 31, 2024, the company has converted 179,972 Series D CCCPS of Rs. 100/- each fully paid up in to 179,972 equity shares of Rs. 10/- each as per the Board resolution dated August 1, 2023 in accordance with term of issuance of Series D CCCPS read with shareholders agreement dated March 25, 2022.

The Company has issued and alloted 30,000 Series D-1 CCCPS of Rs. 100/- each (Re 1/- partly paid up). The CCCPS holders are entitled to a cumulative dividend of 0.0001%. Each CCCPS can be converted to Equity Shares at any time before the expiry of Twenty years from the date of issue into equal number of Equity Shares as per Private Placement Offer cum Application Letter dated May 20, 2022.

During the year ended on March 31, 2025, the Company issued and allotted 3,85,192 partly paid-up 0.0001% Series E1 Compulsorily Convertible Cumulative Preference Shares ("Series E1 CCCPS") having face value of Rs. 100/- per share and paid-up value of Re. 1/- per share, on a preferential basis through a private placement offer. Each Series E1 CCCPS is Compulsorily Convertible into Equity Shares of the Company in accordance with the terms set out in the Private Placement Offer Cum Application Letter dated October 09, 2024.

Additionally, the Company issued and allotted 21,01,415 fully paid-up 0.0001% Series E Compulsorily Convertible Cumulative Preference Shares ("Series E CCCPS") having face value of Rs. 100/- per share on a preferential basis through a private placement offer. Each Series E CCCPS is Compulsorily Convertible into Equity Shares of the Company in accordance with the terms set out in the Private Placement Offer Cum Application Letter dated October 13, 2024

14.2 Reconciliation of share capital

Reconciliation of number of Equity Shares outstanding is set out below:

	As at 31 March, 2026		As at 31 March, 2025	
	No. of shares	Amount	No. of shares	Amount
	No's	Rs. /Lakhs	No's	Rs. /Lakhs
Equity Share at the beginning of year	59,00,981	590.09	58,99,605	589.96
Equity Shares issued during the year				
Add: Share issued during the year of Rs. 10 each	-	-	500	0.05
Add: Share issued under Employee stock option scheme	-	-	876	0.09
Add: Full paid up preference share converted to Equity share	-	-	-	-
Equity Share at the end of year	**59,00,981**	**590.09**	**59,00,981**	**590.09**

Reconciliation of number of Preference Shares outstanding is set out below:

Particulars	As at 31 March, 2026		As at 31 March, 2025	
	No. of shares	Amount	No. of shares	Amount
	No's	Rs. /Lakhs	No's	Rs. /Lakhs
Preference Share at the beginning of year	1,48,47,739	13,851.47	1,23,61,132	11,746.20
Add: Preference Shares issued during the year				
- call money received	-	-	21,01,415	2,101.42
- partly paid up @ Rs. 1 per share	-	-	3,85,192	3.85
Less: Full paid up share converted to Equity share	-	-	-	-
Preference Share at the end of year	**1,48,47,739**	**13,851.47**	**1,48,47,739**	**13,851.47**

14.3 Details of shareholders holding more than 5% shares in the Company

	As at 31 March, 2026		As at 31 March, 2025	
	No. of shares	% of holding	No. of shares	% of holding
Equity share capital				
Mohit Sahney	22,65,308	38%	22,65,308	38%
Peak XV Partners Growth Investments III	11,90,025	20%	11,90,025	20%
Norwest Capital, LLC	8,23,514	14%	8,23,514	14%
Sunita Sahney	4,65,287	8%	4,65,287	8%
Ravinder Singh Thakkar	3,42,899	6%	3,42,899	6%
Compulsorily convertible Cumulative preference shares of Rs. 100 each Which shall be convertible into equity share of Rs. 10 each.				
Peak XV Partners Investment V	30,18,614	20%	30,18,614	20%
Peak XV Partners Growth Investment III	23,20,580	16%	23,20,580	16%
Norwest Capital, LLC	17,69,461	12%	17,69,461	12%
Faering Capital India Evolving Fund II	15,51,076	10%	15,51,076	10%
Sofina Ventures SA	13,06,521	9%	13,06,521	9%
MAJ Invest Financial Inclusion Fund III K/S	9,29,333	6%	9,29,333	6%
Faering Capital India Evolving Fund III	8,85,808	6%	8,85,808	6%

14.4 Details of promoters share holding

Name of the promoter	As at 31 March, 2026	As at 31 March, 2025	Movement	% change during the year
	No. of shares	No. of shares		
Equity share capital				
Mohit Sahney	22,65,308	22,65,308	-	(0.00%)
Sunita Sahney	4,65,287	4,65,287	-	(0.00%)
Compulsorily Convertible Cumulative Preference Shares of Rs. 100 each partly paid up				
Mohit Sahney	5,57,443	5,57,443	-	0.00%
Sunita Sahney	3,43,889	3,43,889	-	0.00%

As per records of the Company, including its register of shareholders/ members and other declarations received from shareholders regarding beneficial interest, the above shareholding represents both legal and beneficial ownerships of shares.

14.5 Shares reserved for issue under employee stock option

	As at 31 March , 2026	As at 31 March , 2025
	No. of shares	No. of shares
No. of Share reserved	6,12,794	6,12,794
	6,12,794	**6,12,794**

14.6 The Information of uncalled Equity shares and CCCPS are as follows:

	As at 31 March , 2026	As at 31 March , 2025
	Rs. /Lakhs	Rs. /Lakhs
Equity Share Capital	-	-
Compulsorily Convertible Cumulative Preference Share Capital	996.27	996.27

		As at 31 March, 2026	As at 31 March, 2025
		Rs. /Lakhs	Rs. /Lakhs
15	**OTHER EQUITY**		
a.	Securities premium	1,30,640.43	1,30,640.43
b.	Statutory reserve fund under Section 45-IC of RBI Act, 1934	13,194.58	9,881.23
c.	Share based payment reserve	614.88	530.65
d.	Surplus in the statement of profit and loss	52,195.87	38,942.45
		1,96,645.76	**1,79,994.76**
a.	**Securities premium**		
	Opening balance	**1,30,640.43**	**73,180.54**
	Add: premium on shares issued/coverted during the year	-	57,899.98
	Less: premium utilised during the year for issue of shares (net of tax)	-	440.09
	Closing balance	**1,30,640.43**	**1,30,640.43**
b.	**Statutory reserve fund under section 45-IC of RBI Act, 1934**		
	Opening balance	**9,881.23**	**6,179.41**
	Add: transfer from Surplus in the statement of profit and loss*	3,313.35	3,701.82
	Closing balance	**13,194.58**	**9,881.23**
c.	**Share based payment reserve**		
	Opening balance	**530.65**	**435.45**
	Add: Share Based Payments during the year	84.23	95.20
	Closing balance	**614.88**	**530.65**
d.	**Surplus in the statement of profit and loss**		
	Opening balance	**38,942.45**	**24,135.17**
	Add: Profit for the year	16,530.06	18,500.32
	Add: Other comprehensive income for the year	36.71	8.78
	Less: Transfer to reserve fund as per Section 45-IC of RBI Act, 1934	(3,313.35)	(3,701.82)
	Closing balance	**52,195.87**	**38,942.45**
	Total Reserves and Surplus	**1,96,645.76**	**1,79,994.76**

* This represents the transfer of 20% of the Net Profit after Tax including Other Comprehensive Income. In compliance with the provisions outlined in Section 45-IC of the Reserve Bank of India Act, 1934.

15.1 Nature and purpose of reserves

a. Securities Premium

Securities premium account is used to record the premium on issue of shares. The reserve can be utilised in accordance with provisions of the Companies Act, 2013.

b. Share based payment reserve

The "Share based payment reserve" represents the amount of reserve created by recognizing the compensation cost at the grant date fair value of stock options. These stock options have vested but have not been exercised by employees. This reserve is included in the Statement of Profit and Loss and represents the cost of the equity-settled share options granted to eligible employees of the Company.

c. Statutory reserve u/s 45-IC of RBI Act

The Statutory Reserve represents a reserve fund created in accordance with Section 45-IC of the RBI Act, 1934. It involves the transfer of a specified percentage of net profit each year before declaring any dividends. The reserve fund can only be utilized for limited purposes as specified by the RBI from time to time. Furthermore, every utilization of the reserve fund must be reported to the RBI within a specified period from the date of such utilization.

d. Retained earnings

Retained earnings or accumulated surplus represents total of all profits retained since the Company's inception. Retained earnings are credited with current year profits, reduced by losses, if any, dividend payouts, or any such other appropriations to specific reserves.

e. During the year there has been no change in equity share capital and other equity on account of prior period errors.

		Year ended 31 March 2026	Year ended 31 March 2025
		Rs. /Lakhs	Rs. /Lakhs
16	**INTEREST INCOME (measured at amortised cost)**		
a.	Interest on loans	82,170.84	70,678.48
b.	Interest income from Investment	6,849.87	1,863.48
c.	Interest on deposits with banks *	1,147.49	1,584.15
		90,168.20	**74,126.11**

* Includes interest income on margin money placed as cash collateral in connection with securitization transactions.

17	**FEES AND COMMISSION INCOME**		
a.	Fee income*	1,062.85	1,189.95
		1,062.85	**1,189.95**

*Fee income is presented net of its directly attibutable expenses.

18	**NET GAIN ON FAIR VALUE CHANGES**		
	On trading portfolio		
a.	Investment in mutual fund at fair value through profit and loss	910.90	910.79
	Total Net gain/(loss) on fair value changes	**910.90**	**910.79**
	Analysis of fair value changes		
a.	Realised	940.56	1,018.84
b.	Unrealised	(29.66)	(108.05)
	Total Net gain/(loss) on fair value changes	**910.90**	**910.79**

19	**OTHER INCOME**		
a.	Miscellanous Income	68.72	6.86
		68.72	**6.86**

20	**FINANCE COSTS**		
	Interest on financial liabilities (measured at amortised cost) on		
-	Borrowings	24,172.91	19,924.45
-	Debt securities	-	17.72
-	Lease liability*	137.70	59.45
	Others- Bank charges	45.50	35.98
		24,356.11	**20,037.60**

* The lease liability is presented net of the interest attributable to the security deposit.

21	**IMPAIRMENT ON FINANCIAL INSTRUMENTS**		
a.	Loan assets	2,991.19	1,484.19
b.	Impairment on Security Receipts	2,226.88	-
c.	Loan assets written off (net of recoveries)	7,396.87	2,716.28
		12,614.94	**4,200.47**

22	**EMPLOYEE BENEFITS EXPENSE**		
a.	Salaries and wages	24,905.91	20,274.33
b.	Contribution to provident and other funds	1,162.62	1,041.62
c.	Share based payments to employees	84.23	95.20
d.	Gratuity expense	310.34	117.60
e.	Compensated absences	214.95	213.80
f.	Staff welfare expenses	162.26	150.70
		26,840.31	**21,893.25**

		Year ended 31 March 2026	Year ended 31 March 2025
		Rs. /Lakhs	Rs. /Lakhs
23	**DEPRECIATION, AMORTIZATION AND IMPAIRMENT**		
a.	Depreciation, amortization and impairment	580.98	558.08
b.	Depreciation on right of use assets	170.24	89.83
c.	Amortisation of intangible assets	69.16	59.59
		820.38	**707.50**
24	**OTHER EXPENSES**		
a.	Rent, rates and taxes	889.28	777.65
b.	Repair and maintenance expenditure	43.61	31.36
c.	Technology expenses	819.50	480.51
d.	Printing and stationery	64.25	134.68
e.	Business/sales promotion expenses	42.03	67.75
f.	Auditors Fee (Refer Note 24.1 below)	35.97	29.43
g.	Legal and professional charges	375.36	246.85
h.	Postage, telegram and telephone expenditure	382.61	518.12
i.	Corporate social responsibilities expenses	380.22	239.50
j.	Office and general expense	413.32	571.29
k.	Travel and conveyance	1,588.85	1,050.62
l.	Electricity charges and water charges	123.73	127.39
m.	Insurance	11.85	26.20
n.	Loss on sale of fixed assets	(11.87)	29.44
o.	Directors sitting fees	7.36	9.63
p.	Commision to Non-Executive directors	7.20	5.30
q.	Miscellaneous expenses	194.62	196.56
		5,367.89	**4,542.28**
24.1	**Audit fees, limited review , other services (certification fee) (Including GST to the extend credit is not available)**		
a.	Audit fees	33.79	27.25
b.	Certifications	2.18	2.18
		35.97	**29.43**
24.2	**Amount spent towards corporate social responsibility ('CSR')**		
a.	Gross amount unspent for the last year/ (excess)	(0.15)	(0.66)
b.	Gross amount required to be spent by the company during the year	379.99	240.00
	Gross amount required to be spent after adjustment of previous year excess amount by the company during the year	379.84	239.35
c.	Amount spent during the year (See note below)	380.22	239.50
d.	Excess amount spent during the year	0.38	0.15
e.	Short amount spent during the year	-	-
	Nature of CSR Activities		
-	Plantation	13.04	35.10
-	Providing basic facility for community	344.85	175.05
-	Sports	14.84	25.02
-	Administrative expenses	7.49	4.32
		380.22	**239.50**

	Year ended 31 March 2026	Year ended 31 March 2025
	Rs. /Lakhs	Rs. /Lakhs
25 EARNING PER SHARE		
Net profit/ (loss) for calculation of basic EPS and diluted EPS	16,530.06	18,500.32
Weighted average number of equity shares in calculating basic EPS		
Equity shares/CCPS (in lakhs)	197.52	186.27
Weighted average number of equity shares/CCPS for computation of Diluted EPS (in lakhs)	210.35	197.44
Earning per equity share		
- Basic	83.69	99.32
- Diluted	78.58	93.70
26 TAX EXPENSES		
A. The major components of income tax expense are :		
Current Income Tax:		
Current Income Tax Charge	6,845.29	7,006.47
Deferred Tax :		
Relating to the origination and reversal of temporary differences	(1,164.31)	(654.18)
Income tax expense reported in Profit & Loss	**5,680.98**	**6,352.29**
Deferred tax relating to the OCI		
Net loss/(gain) on re-measurement of defined benefit Plan	**12.35**	**2.95**
	5,693.33	**6,355.24**
B. Reconciliation of tax expense and accounting profit multiplied by India's domestic tax rate:		
Accounting Profit before tax as per profit and loss	22,211.04	24,852.61
Income tax Rate (%)	25.17	25.17
At India's statutory income tax rate of 25.17%(31 March 2026 : 25.17%)	**5,590.07**	**6,254.90**
Tax effect of: -		
CSR Expenses	95.70	60.27
Other*	(4.79)	37.10
At India's statutory income tax rate of 25.17%(31 March 2026 : 25.17%)	**5,680.98**	**6,352.27**
Tax on other comprehensive Income	12.35	2.95
Total Tax expense at effective tax rate	**5,693.33**	**6,355.22**

*Other includes - expenses disallowed under income tax.

27 COMPOSITION OF DEFERRED TAX BALANCES

Deferred tax assets/liabilities	As at 31 March, 2025	Charged/ (credited)	As at 31 March, 2026
	Rs. /Lakhs	Rs. /Lakhs	Rs. /Lakhs
Deferred tax assets			
Difference between tax depreciation and depreciation/amortisation charged in financial statement	47.27	25.74	73.01
Provision for gratuity	85.70	56.88	142.58
Provision for compensated absences	77.28	54.10	131.38
Impairment on loans	708.56	729.50	1,438.06
Impairment on security receipts	-	560.46	560.46
Impact of EIR and ECL adjustments on financial asset	1,256.83	(241.25)	1,015.58
Preliminary expense to be written off	-	-	-
Gross deferred tax asset (Total A)	**2,175.64**	**1,185.43**	**3,361.07**
Deferred tax liability			
Unrealised Gain	7.73	(7.46)	0.27
Lease liabilities	(23.07)	(8.71)	(31.78)
Impact of EIR adjustments on financial liabilities	349.30	49.60	398.90
Gross deferred tax liability (Total B)	**333.96**	**33.43**	**367.39**
Net deferred tax assets (Total A - Total B)	**1,841.68**	**1,152.00**	**2,993.68**

Deferred tax assets/liabilities	As at 31 March, 2024	Charged/ (credited)	As at 31 March, 2025
	Rs. /Lakhs	Rs. /Lakhs	Rs. /Lakhs
Difference between tax depreciation and depreciation/amortisation charged in financial statement including right to use assets	148.47	(101.20)	47.27
Provision for gratuity	60.87	24.83	85.70
Provision for compensated absences	23.47	53.81	77.28
Impairment on loans	310.32	398.24	708.56
Impact of EIR and ECL adjustments on financial asset	1,097.47	159.36	1,256.83
Preliminary expense to be written off	2.13	(2.13)	-
Gross deferred tax asset (Total A)	**1,642.73**	**532.90**	**2,175.64**
Deferred tax liability			
Unrealised Gain	15.90	(8.17)	7.73
Lease liabilities	123.40	(146.47)	(23.07)
Impact of EIR adjustments on financial liabilities	311.41	37.88	349.29
Gross deferred tax liability (Total B)	**450.71**	**(116.76)**	**333.95**
Net deferred tax asset (Total A - Total B)	**1,192.02**	**649.66**	**1,841.68**

Reconciliation with statement of profit/ (loss)	As at 31 March, 2026	As at 31 March, 2025
	Rs. /Lakhs	Rs. /Lakhs
Amount recognized in profit/ (loss) statement	(1,164.31)	(654.18)
Amount recognized in OCI statement	12.35	2.95
Adjustment from current tax assets	(0.04)	1.57
	(1,152.00)	**(649.66)**

	Year ended 31 March, 2026	Year ended 31 March, 2025
	Rs. /Lakhs	Rs. /Lakhs

28 CONTINGENT LIABILITIES AND COMMITMENTS: (TO THE EXTENT NOT PROVIDED FOR

a. Capital commitments		
i. Estimated amount of contracts remaining to be executed on capital account and not provided for tangible assets.	-	106.25
ii. the Company has other commitments for services in normal course of business, the Company's operations does not give raise to any commitments for purchase of goods and employee benefits.	-	-
iii. Loan sanctioned but undisbursed amount	2,612.36	3,153.94
	2,612.36	**3,260.19**
b. Contingent liabilities		
i. Claims against the Company not acknowledged as debt (gross)	-	-
ii. the Company have given the financial guarantees for borrowings from bank and financial institutions only. There are no other financial guarantees outstanding as at March 31, 2025.	-	-
iii. other money for which the company is contingently liable		
Income Tax	12.65	-
Goods & Service Tax (GST)	49.40	42.81
	62.05	**42.81**

Future cash outflows in respect of the above matters are determinable only on receipt of judgments / decisions pending at various forums / authorities. The Company has disputed the above demands.

c. There were no amounts which were required to be transferred to the Investor Education and Protection Fund by the Company.

d. The Company did not have any long-term contracts including derivative contracts for which there were any material foreseeable losses.

29 EMPLOYEE BENEFIT PLAN:

i. Defined contribution plan

The Company makes contribution towards provident fund (PF) and employee state insurance (ESI) as defined contribution retirement plan for the qualifying employees. The provident fund plan is operated by the Regional Provident Fund Commissioner and the Company contributes a specified percentage of payroll cost to the said schemes to fund the benefits. Similarly, contribution is made at a specified percentage in case of Employee State Insurance.

	Year ended 31 March, 2026	Year ended 31 March, 2025
	Rs. /Lakhs	Rs. /Lakhs
a. Provident fund	1,053.49	913.00
b. Employee state insurance	105.03	125.22
	1,158.52	**1,038.21**

ii Gratuity and other post-employment benefit plans

The Company has a defined benefit gratuity plan. Every employee who has completed five years or more of service is eligible for gratuity on cessation of employment and it is computed in accordance with the rules as prescribed under the payment of Gratuity Act, 1972.

In accordance with applicable India laws, the Company provides gratuity, a defined benefit retirement plan ("Gratuity Plan") covering certain categories of employees. The Gratuity Plan provides a lump sum payment to vested employees at retirement or termination of employment. The amount of payment is based on the respective employee's last drawn salary and the years of employment with the Company.

The following tables summarize the components of net benefits expense recognized in the statement of profit and loss and the funded status and amounts recognized in the balance sheet for the respective plans.

	Year ended 31 March, 2026	Year ended 31 March, 2025
	Rs. /Lakhs	Rs. /Lakhs
Changes in the present value of the defined benefit obligation are as follows:		
a. Opening defined benefit obligation	340.50	241.87
b. Current service cost	160.75	100.06
c. Past Service Cost	125.75	-
d. Interest cost on benefit obligation	23.84	17.54
e. Benefits paid during the year	(35.26)	(7.23)
f. Remeasurement (gain)/loss on obligation	(49.06)	(11.73)
	566.52	**340.50**
Net defined benefit liability		
a. Present value of defined benefit obligation	566.52	340.50
b. Fair value of plan assets	-	-
Plan liability	**566.52**	**340.50**
Net employee benefit expense recognized in the employee cost		
a. Current service cost	160.75	100.06
b. Interest cost	23.84	17.54
c. Past Service Cost	125.75	-
d. Return on plan assets	-	-
Net expense recognised in employee benefit expenses	**310.34**	**117.60**
Remeasurement (gains)/ loss recognised in other comprehensive income:		
a. Remeasurement (gain) / loss on obligations arising from changes in financial assumptions	(136.23)	(8.07)
b. Remeasurement (gain) / loss on obligations arising from changes in experience adjustments	87.17	(3.66)
	(49.06)	**(11.73)**

	Year ended 31 March, 2026	Year ended 31 March, 2025
The principle assumptions used in determining gratuity obligations for the Company are shown below:		
a. Discount rate	7.75%	7.00%
b. Salary escalation rate	5.00%	5.00%
c. Withdrawal rate	25.00%	25.00%
d. Mortality	IALM 2012-14	IALM 2012-14

Sensitivity Analysis:

A quantitative sensitivity analysis for significant assumption is as shown below:	Year ended 31 March 2026	Year ended 31 March 2025
	Rs. /Lakhs	Rs. /Lakhs
a. Effect of 1% change in assumed discount rate		
+1% increase	548.05	329.16
- 1% decrease	586.26	352.63
b. Effect of 1% change in assumed salary escalation rate		
+1% increase	586.60	352.75
- 1% decrease	547.41	328.85
c. Effect of 1% change in assumed withdrawal rate		
+ 1% increase	560.27	336.48
- 1% decrease	572.80	344.58

Maturity profile of defined benefit obligation

	Year	Amount
a)	0 to 1 Year	83.99
b)	1 to 2 Year	34.42
c)	2 to 3 Year	38.59
d)	3 to 4 Year	38.74
e)	4 to 5 Year	38.74
f)	5 Year Onward	332.04

	Year ended	Year ended

30 FAIR VALUE OF FINANCIAL INSTRUMENTS

Fair values of Financial Instruments not measured at fair value
The carrying amounts and fair value of the Company's financial instruments are reasonable approximations of fair values at financial statement level.

Valuation techniques
The Management has assessed that cash and cash equivalents, bank balances other than cash and cash equivalents, other financial assets, trade payable, lease liability, and other financial liabilities approximate their carrying amounts primarily due to their short-term maturities.

The fair value of financial assets and liabilities is determined based on the amount at which the instrument could be exchanged in a current transaction between willing parties, excluding forced or liquidation sales. The following methods and assumptions were used to estimate the fair value of financial assets and liabilities:

- Loans: Since most loans are frequently repriced, their carrying value is considered equivalent to their fair value as the interest rates on loans reflect current market pricing.
- Debt securities and borrowings (other than debt securities): These are fixed-rate borrowings, and their fair value is determined by discounting the expected future contractual cash flows using current market interest rates applicable to similar new loans. The carrying value is deemed to approximate the fair value for fixed-rate borrowings at the financial statement level.

Fair values of hierarchy
The following table provides the fair value measurement hierarchy of the company's asset and liabilities.

31 March, 2026					
Particulars	**Fair value through profit and loss**	**Fair Value through other comprehensive income**	**Amortised cost**	**Total carrying value**	**Total fair value**
	Rs. /Lakhs	**Rs. /Lakhs**	**Rs. /Lakhs**	**Rs. /Lakhs**	**Rs. /Lakhs**
Financial assets					
Investment	17,879.74	-	80,725.30	98,605.04	98,605.04
Cash and cash equivalents	-	-	5,955.21	5,955.21	5,955.21
Bank and bank other than cash & cash equivalents	-	-	7,199.55	7,199.55	7,199.55
Loans (fixed rate)	-	-	3,75,050.67	3,75,050.67	3,75,050.67
Other financial asset	-	-	1,400.48	1,400.48	1,400.48
Total	**17,879.74**	**-**	**4,70,331.21**	**4,88,210.95**	**4,88,210.95**
Financial liabilities					
Trade payables	-	-	1,332.63	1,332.63	1,332.63
Debt securities	-	-	-	-	-
Borrowing other than Debt securities	-	-	2,75,640.06	2,75,640.06	2,75,640.06
Lease liability	-	-	1,312.68	1,312.68	1,312.68
Total	**-**	**-**	**2,78,285.37**	**2,78,285.37**	**2,78,285.37**

31 March, 2025					
Particulars	**Fair value through profit and loss**	**Fair Value through other comprehensive income**	**Amortised cost**	**Total carrying value**	**Total fair value**
	Rs. /Lakhs	**Rs. /Lakhs**	**Rs. /Lakhs**	**Rs. /Lakhs**	**Rs. /Lakhs**
Financial assets					
Investments in mutual funds	16,354.54	-	42,483.93	58,838.47	58,838.47
Cash and cash equivalents	-	-	9,980.08	9,980.08	9,980.08
Bank and bank other than cash & cash equivalents	-	-	17,744.56	17,744.56	17,744.56
Loans (fixed rate)	-	-	3,42,966.87	3,42,966.87	3,42,966.87
Other financial asset	-	-	1,189.09	1,189.09	1,189.09
Total	**16,354.54**	**-**	**4,14,364.53**	**4,30,719.07**	**4,30,719.07**
Financial liabilities					
Trade payables	-	-	1,355.27	1,355.27	1,355.27
Debt securities	-	-	-	-	-
Borrowing other than Debt securities	-	-	2,35,335.09	2,35,335.09	2,35,335.09
Lease liability	-	-	478.84	478.84	478.84
Total	**-**	**-**	**2,37,169.20**	**2,37,169.20**	**2,37,169.20**

The following methods and assumptions were used to estimate fair values:

a) The fair value of the Company's interest-bearing borrowings, which are measured at amortized cost, was determined using a discount rate that reflects the entity's discount rate at the end of the reporting period.
b) The fair value of investments in mutual funds was determined by referencing their value as of the reporting date, using a level-1 technique.

c) The fair value of other financial assets and liabilities was estimated either by referencing the net asset value as of the reporting date or by discounting future cash flows using rates currently applicable to debt with similar terms, credit risk, and remaining maturities. This estimation involves a level - 3 technique.

31 CAPITAL MANAGEMENT

For the purpose of the Company's capital management, capital includes issued equity and preference capital, share premium, and all other reserves attributable to the shareholders of the Company, net of intangible assets. The Company maintains an actively managed capital base to cover risks inherent in the business, meet the capital adequacy requirements of the Reserve Bank of India (RBI), maintain a strong credit rating, healthy capital ratios, and support business growth while maximizing shareholder value. The adequacy of the capital is monitored by the Board in accordance with the regulations issued by the RBI.

The Company manages its capital structure in response to changes in economic conditions and the requirements of financial covenants. Capital is monitored using a gearing ratio, which is calculated as total debt divided by net worth. The Company's policy is to maintain a reasonable capital adequacy ratio in the range of 30-40% in the imminent year, exceeding the stipulated requirement of 15% set by the RBI. The Company has consistently complied with the capital requirements prescribed by the RBI throughout the reported period.

	As at 31 March, 2026	As at 31 March, 2025
	Rs. /Lakhs	Rs. /Lakhs
Equity share capital (A)	590.10	590.10
Preference share capital (B)	13,851.47	13,851.47
Other Equity ('C)	1,96,645.76	1,79,994.76
Total equity share capital (D = A+B+C)	2,11,087.32	1,94,436.32
Debt securities (E)	-	-
Borrowings (other than debt securities) (F)	2,75,640.06	2,35,335.09
Cash and cash equivalents (G)	5,955.21	9,980.08
Bank balance other than cash and cash equivalents (other than lien) (H)	57.25	10,408.39
Investments (other than lien) (I)	98,605.04	58,410.99
Net Debts (J = E+F-G-H-I)	1,71,022.55	1,56,535.63
Debt to Equity (In time) (J = I/C)	**0.81**	**0.81**

32 RISK MANAGEMENT

The Company's principal financial liabilities consist of borrowings, which are primarily used to finance its operations. On the other hand, the Company's principal financial assets include loans and cash and cash equivalents, which are directly generated from its operations.

As a lending institution, the Company is exposed to various risks associated with the lending business and the operating environment. The primary objective of the Company's risk management processes is to measure and monitor the risks it faces and to implement policies and procedures to address those risks. The Company has a robust risk governance structure in place, which includes a board and risk management committee with clearly defined charters and oversight from senior management. The board oversees the risk management process and monitors the Company's risk profile directly, as well as through its subcommittees such as the Asset Liability Management Committee and the Risk Management Committee. The key risks faced by the Company include liquidity risk, credit risk, concentration risk, market risk, interest rate risk, operational risk and foreign currency risk. The objectives and policies related to these risks are analyzed in Note 33 below."

33 RISK MANAGEMENT - OBJECTIVE AND POLICIES

(a) Liquidity risk

Liquidity risk refers to the risk that the Company may face difficulty in meeting its financial obligations, primarily related to financial liabilities. The objective of liquidity risk management is to maintain sufficient liquidity and ensure that funds are available as needed. Liquidity risk may arise due to potential challenges in fulfilling payment obligations when they become due, resulting from mismatches in the timing of cash flows under normal and stressed circumstances. These mismatches can occur due to differences in the maturity profile of the Company's assets and liabilities. Liquidity risk can also arise from unexpected increases in the cost of funding an asset portfolio or the inability to sell a position in a timely manner and at a reasonable price.

To manage liquidity risk, the Company maintains adequate cash reserves and available credit facilities, continually monitors forecasted and actual cash flows, and aligns the maturity profiles of its financial assets and liabilities.

In order to mitigate this risk, management has established diversified funding sources and follows a funding policy aligned with the tenor and repayment pattern of its receivables. The Company monitors future cash flows and liquidity on a daily basis, utilizing internal control processes and contingency plans specifically designed to manage liquidity risk. This includes assessing expected cash flows and the availability of unencumbered receivables that can be used to secure funding if necessary through assignment.

The table below summarises the maturity profile of the undiscounted cash flows of the Company's financial liabilities

Particulars	Maturity profile of Financial liabilities as at 31 March, 2026		
	Borrowings	Payables	Lease Liabilities
	Rs. /Lakhs	Rs. /Lakhs	Rs. /Lakhs
1 day to 7 days	1,524.84	1,332.63	-
8 days to 14 days	137.19	-	23.32
15 days to 30/31 days (One month)	5,027.48	-	-
Over 1 month to 2 month	6,236.75	-	23.32
Over 2 month to 3 month	8,808.61	-	23.32
Over 3 month to 6 month	22,407.46	-	65.79
Over 6 month to 1 year	42,863.64	-	133.69
Over 1 year to 3 years	1,31,979.19	-	542.25
Over 3 years to 5 years	52,161.39	-	522.65
Over 5 years	4,493.51	-	665.05
	2,75,640.06	**1,332.63**	**1,999.39**

Particulars	Maturity profile of Financial liabilities as at 31 March, 2025		
	Borrowings	Payables	Lease Liabilities
	Rs. /Lakhs	Rs. /Lakhs	Rs. /Lakhs
1 Day to 31 Days / One month	4,547.30	1,355.27	10.96
Over 1 month to 2 month	4,608.86	-	10.96
Over 2 month to 3 month	6,708.37	-	10.96
Over 3 month to 6 month	16,880.15	-	32.12
Over 6 month to 1 year	33,975.34	-	60.97
Over 1 year to 3 years	1,16,338.40	-	214.91
Over 3 years to 5 years	48,253.95	-	163.33
Over 5 years	4,022.71	-	191.61
	2,35,335.08	**1,355.27**	**695.82**

Change in liability arising from financing activities

	As at 31 March, 2025	Cash flows	Other*	As at 31 March, 2026
	Rs. /Lakhs	Rs. /Lakhs	Rs. /Lakhs	Rs. /Lakhs
Debt securities	-	-	-	**-**
Borrowings (other than debt securities)	2,35,335.09	40,107.87	197.10	**2,75,640.06**
	2,35,335.09	**40,107.87**	**197.10**	**2,75,640.06**

	As at 31 March, 2024	Cash flows	Other*	As at 31 March, 2025
	Rs. /Lakhs	Rs. /Lakhs	Rs. /Lakhs	Rs. /Lakhs
Debt securities	468.82	(468.36)	(0.46)	**0.00**
Borrowings	1,90,030.90	45,153.40	150.79	**2,35,335.09**
Total	**1,90,499.72**	**44,685.04**	**150.33**	**2,35,335.09**

* Other column includes amortisation of transaction cost.

(b) Credit risk

Credit risk arises when a borrower is unable to meet their financial obligations to the Company as per the loan agreement. This may occur due to an incorrect assessment of the borrower's repayment capacity or due to uncertainties in the future. To effectively manage credit risk, it is crucial to establish appropriate credit risk policies and processes.

The Company has implemented comprehensive and well-defined credit policies across all products and areas to mitigate associated risks. Prudent lending practices are given utmost importance, and suitable measures have been implemented for risk mitigation. These measures include verifying credit history through credit information bureaus, conducting cash flow analysis, physically verifying a customer's business and residence, performing field visits, and ensuring required insurance coverage.

Furthermore, the Company has established a post-sanction monitoring process to identify trends in the credit portfolio and early warning signals.

(c) Concentration of Risk/Exposure

Concentration of credit risk arise when a number of counterparties or exposures have comparable economic characteristics, or such counterparties are engaged in similar activities or operate in same geographical area or industry sector so that collective ability to meet contractual obligations is uniformly affected by changes in economic, political or other conditions.

The company has divided loan portfolio on the following subcategories :

	As at 31 March, 2026		As at 31 March, 2025	
	Amount	%	Amount	%
	Rs. /Lakhs		Rs. /Lakhs	
Micro and small medium enterprise loans	3,52,149.30	91.99%	3,18,864.73	91.70%
Home loans	29,796.05	7.78%	28,164.76	8.10%
Unsecured Personal loans	833.87	0.22%	668.89	0.19%
Others	13.23	0.00%	19.08	0.01%
	3,82,792.45	**100.00%**	**3,47,717.46**	**100.00%**

	As at 31 March, 2026		As at 31 March, 2025	
	Amount	%	Amount	%
	Rs. /Lakhs		Rs. /Lakhs	
Rajasthan	1,97,780.31	51.67%	1,89,392.68	54.47%
Madhya Pradesh	50,856.44	13.29%	51,808.42	14.90%
Punjab	21,918.11	5.73%	16,547.70	4.76%
Haryana	17,167.91	4.48%	14,453.92	4.16%
Chhattisgarh	14,597.66	3.81%	12,918.07	3.72%
Uttar Pradesh	14,626.57	3.82%	10,478.71	3.01%
Delhi (NCR)	9,606.95	2.51%	8,810.17	2.53%
Bihar	9,943.76	2.60%	8,201.82	2.36%
Telangana	8,580.09	2.24%	6,611.02	1.90%
Andhra Pradesh	11,006.64	2.88%	6,187.13	1.78%
Karnataka	6,502.65	1.70%	6,075.99	1.75%
Odisha	7,507.85	1.96%	5,313.19	1.53%
Uttarkhand	5,172.31	1.35%	4,948.34	1.42%
Jharkhand	4,483.06	1.17%	4,233.95	1.22%
Himachal Pradesh	1,816.53	0.47%	1,177.92	0.34%
Tamil Nadu	1,219.63	0.32%	558.42	0.16%
Maharashtra	5.98	0.00%		
	3,82,792.45	**100.00%**	**3,47,717.46**	**100.00%**

Credit quality analysis

The following table sets out the information about the credit quality of financial assets measured at amortised cost.

	Stage 1	Stage 2	Stage 3	Total
	Rs. /Lakhs	Rs. /Lakhs	Rs. /Lakhs	Rs. /Lakhs
Neither Past due nor impaired	3,44,311.54	-	0.87	3,44,312.41
01-30 days Past Due	13,680.26	-	4.15	13,684.41
31-90 days Past due	-	12,479.18	216.73	12,695.92
Impaired (more than 90 days)	-	-	12,099.72	12,099.72
Gross carrying amount as on March 31, 2026	**3,57,991.80**	**12,479.18**	**12,321.47**	**3,82,792.45**
Expected credit loss ratio	0.40%	10.75%	40.38%	2.02%
Impairment loss allowance	1,425.42	1,341.16	4,975.20	7,741.78
Net Carrying Amount as on March 31, 2026	**3,56,566.38**	**11,138.02**	**7,346.28**	**3,75,050.67**

	Stage 1	Stage 2	Stage 3	Total
	Rs. /Lakhs	Rs. /Lakhs	Rs. /Lakhs	Rs. /Lakhs
Neither Past due nor impaired	3,20,175.45	-	-	3,20,175.45
01-30 days Past Due	10,399.63	-	-	10,399.63
31-90 days Past due	-	8,842.37	72.28	8,914.65
Impaired (more than 90 days)	-	-	8,227.73	8,227.73
Gross carrying amount as on March 31, 2025	**3,30,575.08**	**8,842.37**	**8,300.01**	**3,47,717.46**
Expected credit loss ratio	0.14%	9.77%	41.43%	1.37%
Impairment loss allowance	448.09	863.99	3,438.51	4,750.59
Net Carrying Amount as on March 31, 2025	**3,30,126.99**	**7,978.38**	**4,861.50**	**3,42,966.87**

(d) Market risk

Market risk is the risk that the fair value or future cash flows of a financial instrument will fluctuate because of changes in market variables. Such changes in the values of financial instruments may result from changes in the interest rates, credit, and other market changes. The Company's exposure to market risk is primarily on account of interest rate risk and liquidity risk.

(e) Interest rate risk

The Company is subject to interest rate risk, primarily since it lends to customers at rates and for maturity years that may differ from funding sources. Interest rates are highly sensitive to many factors beyond control, including the monetary policies of the Reserve Bank of India, deregulation of the financial sector in India, domestic and international economic and political conditions, inflation and other factors. In order to manage interest rate risk, the Company seek to optimize borrowing profile between short-term and long-term loans. The Company adopts funding strategies to ensure diversified resource-raising options to minimize cost and maximize stability of funds. Assets and liabilities are categorized into various time buckets based on their maturities and asset liability management committee supervise an interest rate sensitivity report periodically for assessment of interest rate risks.

Change in interest rate affects Company's earnings (measured by NII or NIM) and corresponding net worth, Hence it is essential for the Company to not only quantify the interest rate risk but also to manage it proactively. The Company mitigates its interest rate risk by keeping a balanced mix of borrowings. The Company lends at fixed rate of interest thus, the company is not exposed to interest rate risk on loans.

The following table demonstrates the sensitivity to a reasonably possible change in interest rates (all other variables being constant) of the Company's statement of profit and loss:

	Year Ended 31 March, 2026		Year Ended 31 March, 2025	
Particulars	**Carrying Value**	**Fair Value**	**Carrying Value**	**Fair Value**
	Rs. /Lakhs	Rs. /Lakhs	Rs. /Lakhs	Rs. /Lakhs
Borrowings (Floating)				
Increase in basis points (+/- 1%)	(2,352.17)	(2,352.17)	(1,894.21)	(1,894.21)
Decrease in basis points (+/- 1%)	2,352.17	2,352.17	1,894.21	1,894.21

(f) Operational risk

Operational risk is the risk of loss resulting from inadequate or failed internal processes, people and system or from external events. Operational risk is associated with human error, system failures and inadequate procedures and controls. It is the risk of loss arising from the potential that inadequate information system; technology failures, breaches in internal controls, fraud, unforeseen catastrophes, or other operational problems may result in unexpected losses.

The Company recognizes that operational risk event types that have the potential to result in substantial losses includes Internal fraud, External fraud, employment practices and workplace safety, clients, products and business practices, business disruption and system failures, damage to physical assets, and finally execution, delivery and process management.

The Company cannot expect to eliminate all operational risks, but it endeavors to manage these risks through a control framework and by monitoring and responding to potential risks. Controls include effective segregation of duties, access, authorisation and reconciliation procedures, staff education and assessment processes, such as the use of concurrent audit.

The company has put in place a robust Disaster Recovery (DR) plan and Business Continuity Plan (BCP) is further put in place to ensure seamless continuity of operations including services to customers, when confronted with any adverse events.

(g) Foreign currency risk

Fluctuations in foreign currency exchange rates may have an impact on the statement of profit and loss, the statement of change in equity, where any transaction references more than one currency or where assets/liabilities are denominated in a currency other than the functional currency of the Company.

The increase/ (decrease) in foreign currency exchange rates are not expected to have any significant impact in these financial statements.

(h) ECL Sensitivity to future economic condition

	As at 31 March, 2026	As at 31 March, 2025
	Rs. /Lakhs	Rs. /Lakhs
Gross carrying amount of loans	3,82,792.45	3,47,717.46
Reported ECL	7,741.78	4,750.59
Reported ECL coverage	2.02%	1.37%
Reported ECL including Management Overlay	7,741.78	4,750.59
Management Overlay	-	-
Reported ECL excluding Management overlay	7,741.78	4,750.59

ECL Computation:-

Conditional ECL at DPD level was computed with the following method:
Conditional ECL for year = EAD *conditional PD * LGD
The company measures ECL as product of PD, LGD and EAD estimates for its Ind AS 109 specified financials assets.
The Calculation is based on provision matrix which considers actual historical data adjusted appropriately for the future expectations and probabilities.

Proportation of expected credit loss provided for across the stage is summarized below:- (Based on EAD across the stages)

Particulars	Provisions	As at 31 March, 2026	As at 31 March, 2025
Stage 1	12 Months Provision	0.39%	0.13%
Stage 2	Life time Provision	10.68%	9.69%
Stage 3	Life time Provision	40.07%	41.07%

Analysis of inputs to ECL model under multiple economic scenarios

The following tables outline the impact of multiple scenarios on the allowance based on macro-economic factors considered:

ECL Scenarios	As at 31 March, 2026	As at 31 March, 2025
Best case	7,708.31	4,730.05
Base Case	7,738.76	4,748.73
Worst Case	7,769.53	4,767.62

34 COLLATERAL AND OTHER CREDIT ENHANCEMENT

While collateral can be an important means of mitigating credit risk, it is the policy of the Company to lend based on the customer's ability and intention to meet repayment obligations through cash flow resources, rather than primarily relying on collateral and other credit risk enhancements. The Company ensure that the Company hold the first and exclusive charge on all collateral for almost all loans granted. MSME and HL Loans secured against immovable property at the time of origination. The value of the property at the time of origination is determined by obtaining a valuation report from valuers appointed / empanelled by the Company. Security interest in favor of the Company is established through the deposit of title deeds by equitable or registered mortgage.

The Company does not seek any other form of credit enhancement beyond the measures mentioned above. All loans classified as secured are secured by tangible collateral. In the event of any surplus remaining after the settlement of outstanding debt through the sale of collateral, it is returned to the borrower.

35 MATURITY ANALYSIS AT 31 MARCH, 2026 AND 31 MARCH, 2025

	As at 31 March, 2026			As at 31 March, 2025		
	Amount	Current	Non Current	Amount	Current	Non Current
	Rs. /Lakhs	Rs. /Lakhs	Rs. /Lakhs	Rs. /Lakhs	Rs. /Lakhs	Rs. /Lakhs
ASSETS						
Financial assets						
Cash and cash equivalents	5,955.21	5,955.21	-	9,980.08	9,980.08	-
Bank balance other than cash and cash equivalents	7,199.55	6,573.68	625.87	17,744.56	16,365.86	1,378.70
Loans	3,75,050.67	79,968.23	2,95,082.44	3,42,966.87	68,452.28	2,74,514.59
Investments	98,605.04	70,160.65	28,444.39	58,838.47	54,328.69	4,509.78
Other financial assets	1,400.48	1,257.73	142.75	1,189.09	1,045.81	143.28
Subtotal (A)	**4,88,210.95**	**1,63,915.50**	**3,24,295.45**	**4,30,719.07**	**1,50,172.73**	**2,80,546.34**
Non- financial assets						
Current tax assets	1,115.08	-	1,115.08	1,123.08	-	1,123.08
Deferred tax assets (net)	2,993.68	-	2,993.68	1,841.68	-	1,841.68
Property, plant and equipment	1,693.48	-	1,693.48	1,728.32	-	1,728.32
Right of use assets	1,224.32	-	1,224.32	403.23	-	403.23
Intangible assets under development	24.87	-	24.87	28.35	-	28.35
Intangible assets	188.35	-	188.35	185.46	-	185.46
Other non- financial assets	119.58	118.66	0.92	152.76	90.26	62.50
Subtotal (B)	**7,359.36**	**118.66**	**7,240.70**	**5,526.37**	**153.76**	**5,372.62**
Total assets	**4,95,570.31**	**1,64,034.16**	**3,31,536.15**	**4,36,245.44**	**1,50,326.49**	**2,85,918.95**
LIABILITIES						
Financial liabilities						
Payables	1,332.63	1,332.63	-	1,355.27	1,355.27	-
Debt securities	-	-	-	-	-	-
Borrowings (other than debt securities)	2,75,640.06	87,005.98	1,88,634.08	2,35,335.09	66,720.02	1,68,615.07
Lease liabilities	1,312.68	246.11	1,066.57	478.84	125.97	352.87
Subtotal (A)	**2,78,285.37**	**88,584.72**	**1,89,700.65**	**2,37,169.20**	**68,201.27**	**1,68,967.94**
Non-financial liabilities						
Current tax liabilities	1,216.39	1,216.39	-	-	-	-
Provisions	1,088.51	83.99	1,004.52	647.54	-	647.54
Other Non-financial liabilities	3,892.71	3,892.71	-	3,992.38	3,992.38	-
Subtotal (B)	**6,197.61**	**5,193.09**	**1,004.52**	**4,639.92**	**3,992.38**	**647.54**
Equity						
Equity share capital	590.10	-	590.10	590.10	-	590.10
Preference share capital	13,851.47	-	13,851.47	13,851.47	-	13,851.47
Other equity	1,96,645.76	-	1,96,645.76	1,79,994.76	-	1,79,994.76
Subtotal (C)	**2,11,087.33**	**-**	**2,11,087.33**	**1,94,436.33**	**-**	**1,94,436.33**
Total liability (A+B+C)	**4,95,570.31**	**93,777.81**	**4,01,792.50**	**4,36,245.45**	**72,193.65**	**3,64,051.80**

36 Transactions with struck off companies

The Company has not engaged in any transactions with companies that have been struck off under Section 248 of the Companies Act, 2013, or Section 560 of the Companies Act, 1956. We have complied with the provisions and regulations specified under these acts in relation to transactions with such companies

37 STOCK OPTION

The Company has established several share-based payment schemes for its employees, namely the Employee Stock Option Plan 2018, Employee Stock Option Plan 2020, and Employee Stock Option Plan 2022. The grants awarded under these schemes are presented as follows:

	ESOP Scheme 2018 (I)	ESOP Scheme 2018 (II)	ESOP Scheme 2018 (III)	ESOP Scheme 2018 (IV)	ESOP Scheme 2018 (V)	ESOP Scheme 2018 (VI)	ESOP Scheme 2018 (VII)	ESOP Scheme 2018 (VIII)	ESOP Scheme 2018 (IX)
Date of grant	01-Nov-18	07-Jan-19	03-Jul-19	04-Jun-21	12-Nov-21	31-Oct-22	31-Jan-23	14-Sep-23	30-Oct-25
Date of Board / Compensation Committee approval	01-Nov-18	07-Jan-19	03-Jul-19	04-Jun-21	12-Nov-21	31-Oct-22	31-Jan-23	14-Sep-23	30-Oct-25
Options approved				211642					
Method of settlement	Equity	Equity	Equity	Equity	Equity	Equity	Equity	Equity	Equity
Graded vesting period:									
One year from the date of grant	20%	20%	20%	20%	20%	20%	20%	20%	20%
On expiry of one year from the 1st vesting date	20%	20%	20%	20%	20%	20%	20%	20%	20%
On expiry of two years from the 1st vesting date	30%	30%	30%	30%	30%	30%	30%	30%	30%
On expiry of three years from the 1st vesting date	30%	30%	30%	30%	30%	30%	30%	30%	30%
Exercise period				10 years from each vesting date					
Vesting conditions				Continuous service					
Weighted average remaining contractual life (in years)	6.59	6.78	7.26	9.18	9.62	10.59	10.85	11.47	13.59
Weighted average exercise price per option (in Rs.)	175.00	175.00	360.97	708.78	708.78	806.00	813.00	877.00	2,351.00
Weighted average fair value of stock options granted	35.50	35.21	82.92	122.03	117.18	181.43	185.91	177.35	411.38
For the year ended 31 March, 2026									
Options outstanding at the beginning of the year	25,319	8,630	30,441	49,070	12,582	4,300	1,000	11,800	-
Granted during the year	-	-	-	-	-	-	-	-	36,000
Forfeited during the year	-	-	-	-	-	-	-	-	-
Exercised during the year	-	-	-	-	-	-	-	-	-
Expired/Lapsed during the year	7,800	1,080	4,676	9,400	2,000	-	1,000	5,000	1,000
Outstanding at the end of the year	17,519	7,550	25,765	39,670	10,582	4,300	-	6,800	35,000
Exercisable at the end of the year	17,519	7,550	25,765	39,670	10,582	3,010	-	2,720	-
For the year ended 31 March, 2025									
Options outstanding at the beginning of the year	27,170	8,630	32,381	58,470	12,582	4,300	1,000	16,800	-
Granted during the year	-	-	-	-	-	-	-	-	-
Forfeited during the year	-	-	-	-	-	-	-	-	-
Exercised during the year	876	-	-	-	-	-	-	-	-
Expired/Lapsed during the year	975	-	1,940	9,400	-	-	-	5,000	-
Outstanding at the end of the year	25,319	8,630	30,441	49,070	12,582	4,300	1,000	11,800	-
Exercisable at the end of the year	25,319	8,630	30,441	33,620	8,807	1,720	400	2,360	-

FINOVA CAPITAL PRIVATE LIMITED
CIN- U65993RJ2015PTC048340
NOTES FORMING PART OF THE FINANCIAL STATEMENTS

	ESOP Scheme 2020 (I)	ESOP Scheme 2020 (II)	ESOP Scheme 2020 (III)	ESOP Scheme 2020 (IV)	ESOP Scheme 2020 (V)	ESOP Scheme 2020 (VI)
Date of grant	04-Jun-21	12-Nov-21	31-Oct-22	31-Jan-23	31-Jul-25	29-Jan-26
Date of Board / Compensation Committee approval	04-Jun-21	12-Nov-21	31-Oct-22	31-Jan-23	31-Jul-25	29-Jan-26
Options approved			193592			
Method of settlement	Equity	Equity	Equity	Equity	Equity	Equity
Graded vesting period:						
One year from the date of grant	20%	20%	20%	20%	20%	20%
On expiry of one year from the 1st vesting date	20%	20%	20%	20%	20%	20%
On expiry of two years from the 1st vesting date	30%	30%	30%	30%	30%	30%
On expiry of three years from the 1st vesting date	30%	30%	30%	30%	30%	30%
Exercise period			10 years from each vesting date			
Vesting conditions			Continuous service			
Weighted average remaining contractual life (in years)	9.18	9.62	10.59	10.85	13.34	13.84
Weighted average exercise price per option (in Rs.)	708.78	708.78	806.00	813.00	2276	2406
Weighted average fair value of stock options granted	122.03	117.18	181.43	185.91	399.31	426.88
For the year ended 31 March, 2026						
Options outstanding at the beginning of the year	80,319	17,992	33,740	4,000	-	-
Granted during the year	-	-	-	-	26,300	13000
Forfeited during the year	-	-	-	-	-	-
Exercised during the year	-	-	-	-	-	-
Expired/Lapsed during the year	12,167	10,000	6,640	-	-	-
Outstanding at the end of the year	68,152	7,992	27,100	4,000	26,300	13,000
Exercisable at the end of the year	68,152	7,992	18,970	2,800	-	-
For the year ended 31 March, 2025						
Options outstanding at the beginning of the year	85,752	21,492	36.990	4.000	-	-
Granted during the year	-	-	-	-	-	-
Forfeited during the year	-	-	-	-	-	-
Exercised during the year	-	-	-	-	-	-
Expired/Lapsed during the year	5,433	3,500	3,250	-	-	-
Outstanding at the end of the year	80,319	17,992	33,740	4,000	-	-
Exercisable at the end of the year	55,074	12,594	13,496	1,600	-	-

	ESOP Scheme 2022 (I)	ESOP Scheme 2022 (II)	ESOP Scheme 2022 (III)	ESOP Scheme 2022 (IV)	ESOP Scheme 2022 (V)
Date of grant	31-Oct-22	31-Jan-23	11-Dec-24	29-04-2025	31-07-2025
Date of Board / Compensation Committee approval	31-Oct-22	31-Jan-23	11-Dec-24	29-04-2025	31-07-2025
Options approved	253116				
Method of settlement	Equity	Equity	Equity	Equity	Equity
Graded vesting period:					
One year from the date of grant	20%	20%	20%	20%	20%
On expiry of one year from the 1st vesting date	20%	20%	20%	20%	20%
On expiry of two years from the 1st vesting date	30%	30%	30%	30%	30%
On expiry of three years from the 1st vesting date	30%	30%	30%	30%	30%
Exercise period		10 years from each vesting date			
Vesting conditions		Continuous service			
Weighted average remaining contractual life (in years)	10.59	10.85	12.70	13.09	13.34
Weighted average exercise price per option (in Rs.)	806.00	813.00	2,272.00	2,274.00	2,276.00
Weighted average fair value of stock options granted	181.43	185.91	427.75	408.76	399.31
For the year ended 31 March, 2026					
Options outstanding at the beginning of the year	1,29,760	25,000	35,200	-	-
Granted during the year	-	-	-	21500	60,000
Forfeited during the year	-	-	-	-	-
Exercised during the year	-	-	-		
Expired/Lapsed during the year	46,610	-	21,000	1500	-
Outstanding at the end of the year	83,150	25,000	14,200	20,000	60,000
Exercisable at the end of the year	58,205	17,500	2,840	-	
For the year ended 31 March, 2025					
Options outstanding at the beginning of the year	1,55,010	25,500	-	-	-
Granted during the year	-	-	38,200	-	-
Forfeited during the year	-	-	-	-	-
Exercised during the year	-	-	-	-	-
Expired/Lapsed during the year	25,250	500	3,000	-	-
Outstanding at the end of the year	1,29,760	25,000	35,200	-	-
Exercisable at the end of the year	51,904	10,000	-	-	-

FINOVA CAPITAL PRIVATE LIMITED
CIN- U65993RJ2015PTC048340
NOTES FORMING PART OF THE FINANCIAL STATEMENTS

Computation of fair value of options granted during the year ended 31 March, 2026

The company measure the cost of Employee Stock option using the fair value method and has calculated fair value of option at the time of grant using Black-scholes pricing model with the following assumptions:

Particulars	Grant - I				Grant - II			
	Tranch 1	Tranch 2	Tranch 3	Tranch 4	Tranch 1	Tranch 2	Tranch 3	Tranch 4
Date of grant	29-Apr-25	29-Apr-25	29-Apr-25	29-Apr-25	31-Jul-25	31-Jul-25	31-Jul-25	31-Jul-25
Life of the options granted (years)	1 Years	2 Years	3 Years	4 Years	1 Years	2 Years	3 Years	4 Years
Risk-free interest rate (%)	6.02%	6.03%	6.06%	6.10%	5.62%	5.78%	5.89%	5.99%
Fair value of the option (Rs.)	221.64	326.64	442.11	554.91	201.26	324.22	429.57	551.12
Share price on the date of grant (Rs.)	2,273.28	2,273.28	2,273.28	2,273.28	2,275.00	2,275.00	2,275.00	2,275.00
Exercise price (Rs.)	2,274.00	2,274.00	2,274.00	2,274.00	2,276.00	2,276.00	2,276.00	2,276.00
Expected volatility (%)	16.63%	13.86%	13.92%	14.38%	14.74%	14.27%	13.32%	14.49%
Expected dividend rate (%)	-	-	-	-	-	-	-	-

Particulars	Grant - III				Grant - IV			
	Tranch 1	Tranch 2	Tranch 3	Tranch 4	Tranch 1	Tranch 2	Tranch 3	Tranch 4
Date of grant	29-Jan-26	29-Jan-26	29-Jan-26	29-Jan-26	30-Oct-25	30-Oct-25	30-Oct-25	30-Oct-25
Life of the options granted (years)	1 Years	2 Years	3 Years	4 Years	1 Years	2 Years	3 Years	4 Years
Risk-free interest rate (%)	5.65%	5.75%	5.91%	6.13%	5.65%	5.89%	6.09%	6.27%
Fair value of the option (Rs.)	200.37	332.90	439.70	576.07	201.73	349.12	459.99	595.71
Share price on the date of grant (Rs.)	2,350.00	2,350.00	2,350.00	2,350.00	2,405.51	2,405.51	2,405.51	2,405.51
Exercise price (Rs.)	2,351.00	2,351.00	2,351.00	2,351.00	2,406.00	2,406.00	2,406.00	2,406.00
Expected volatility (%)	13.84%	14.20%	12.93%	14.41%	13.42%	14.54%	13.07%	14.24%
Expected dividend rate (%)	-	-	-	-	-	-	-	-

Computation of fair value of options granted during the year ended 31 March, 2025

The company measure the cost of Employee Stock option using the fair value method and has calculated fair value of option at the time of grant using Black-scholes pricing model with the following assumptions:

Particulars	Grant - I			
	Tranch 1	Tranch 2	Tranch 3	Tranch 4
Life of the options granted (years)	1 Years	2 Years	3 Years	4 Years
Risk-free interest rate (%)	6.60%	6.62%	6.62%	6.67%
Fair value of the option (Rs.)	215.90	332.64	471.24	588.89
Share price on the date of grant (Rs.)	2,271.30	2,271.30	2,271.30	2,271.30
Exercise price (Rs.)	2,272.00	2,272.00	2,272.00	2,272.00
Expected volatility (%)	14.98%	12.73%	14.48%	14.70%
Expected dividend rate (%)				

Particulars	31 March, 2026	31 March, 2025
	Rs. /Lakhs	Rs. /Lakhs
Expenses charged for the period	84.23	95.20
Employee stock options outstanding balance	614.88	530.65

38 RELATED PARTY DISCLOSURE

A. Name of the related parties and nature of relationship

Relationship	Name of Related party
Directors & Key Managerial Personnel	1. Mr. Mohit Sahney (Managing Director & CEO)
	2. Mrs. Sunita Sahney (Executive Director)
	3. Mr. Arjun Dan Ratnoo (Independent Director)
	4. Mr. Sathyan David (Independent Director)
	5. Mr. Ravi Shankar Venkataraman Ganapathy Agraharam (Nominee Director)
	6. Mr. Ishaan Mittal (Nominee Director)
	7. Mr. Aditya Deepak Parekh (Nominee Director)
	8. Mr. Ravi Sharma (Chief Financial Officer)
	9. Mr. Jaikishan Premani (Company Secretary)
Close members of Key Managerial Personnel	1. Mr. Rahul Sahney (Brother of Mr. Mohit Sahney Managing Director & CEO)
	2. Mr. Rohit Sahney (Brother of Mr. Mohit Sahney Managing Director & CEO)
	3. Mrs. Santosh Sahney (Mother of Mr. Mohit Sahney Managing Director & CEO)
	4. Mr. Aryaman Sahney (Son of Mr. Mohit Sahney Managing Director & CEO & Mrs. Sunita Sahney Executive Director)
	5. Ms. Advika Sahney (Daughter of Mr. Mohit Sahney Managing Director & CEO & Mrs. Sunita Sahney Executive Director)

B. Details of transactions during the year with related parties

(Rs. /Lakhs)

Name of the related party	Nature	Directors & Key Managerial Personnel		Close members of Key Managerial Personnel	
		31 March, 2026	31 March, 2025	31 March, 2026	31 March, 2025
Mr. Mohit Sahney	Remuneration	326.13	345.47	-	-
Mrs. Sunita Sahney	Remuneration	113.24	119.96	-	-
Mr. Rahul Sahney	Remuneration	-	-	77.12	69.27
Mr. Ravi Sharma	Remuneration	53.95	39.70	-	-
Mr. Jaikishan Premani	Remuneration	16.89	13.98	-	-
Mr. Aryaman Sahney	Remuneration	-	-	20.85	13.39
Mr. Mohit Sahney	Incentive Paid	241.83	265.75	-	-
Mrs. Sunita Sahney	Incentive Paid	83.97	92.27	-	-
Mr. Rahul Sahney	Incentive Paid	-	-	24.84	64.70
Mr. Ravi Sharma	Incentive Paid	9.16	18.83	-	-
Mr. Jaikishan Premani	Incentive Paid	5.13	4.69	-	-
Mr. Aryaman Sahney	Incentive Paid	-	-	5.83	-
Mr. Mohit Sahney	Expenses Reimbursement	81.53	-	-	-
Mrs. Sunita Sahney	Expenses Reimbursement	28.91	0.60	-	-
Mr. Rahul Sahney	Expenses Reimbursement	-	-	45.41	42.87
Mr. Jaikishan Premani	Expenses Reimbursement	4.56	3.60	-	-
Mr. Ravi Sharma	Expenses Reimbursement	8.56	14.52	-	-
Mr. Aryaman Sahney	Expenses Reimbursement	-	-	4.94	3.51
Mr. Ravi Sharma	Perquisites	-	18.36	-	-
Mr. Ravi Sharma	ESOP Exercised	-	1.53	-	-
Mr. Arjun Dan Ratnoo	Sitting Fees	4.05	4.50	-	-
Mr. Satyan David	Sitting Fees	2.70	3.90	-	-
Mr. Arjun Dan Ratnoo	Commission	3.60	2.65	-	-
Mr. Satyan David	Commission	3.60	2.65	-	-

C. Details of outstanding Payable/(receivable) balances at the end of the year with related parties

Name of the employee	Nature of Expenses	Key Managerial Personnel		Close members of Key Managerial Personnel and other parties	
		31 March, 2026	31 March, 2025	31 March, 2026	31 March, 2025
Mr. Rahul Sahney	Remuneration / Reimbursement	-	-	7.87	7.28
Mr. Ravi Sharma	Remuneration / Reimbursement	3.43	3.12	-	-
Mr. Jaikishan Premani	Remuneration / Reimbursement	1.58	1.31	-	-
Mr. Aryaman Sahney	Remuneration / Reimbursement	1.30	1.83	-	-

D. Details of compensation in total and for each of the categories with related parties

For the financial year 2025-26

Name of the employee	Short term Employee benefits	Post Employment benefits	Other long term benefits*	Termination benefits	Share base payments**
Mr. Mohit Sahney	649.49	-	-	-	-
Mrs. Sunita Sahney	226.12	-	-	-	-
Mr. Rahul Sahney	147.37	-	-	-	-
Mr. Ravi Sharma	71.67	-	-	-	-
Mr. Jaikishan Premani	26.58	-	-	-	-
Mr. Aryaman Sahney	31.62	-	-	-	-
	1,152.85	**-**	**-**	**-**	**-**

For the financial year 2024-25

Name of the employee	Short term Employee benefits	Post Employment benefits	Other long term benefits	Termination benefits	Share base payments
Mr. Mohit Sahney	611.22	-	-	-	-
Mrs. Sunita Sahney	212.83	-	-	-	-
Mr. Rahul Sahney	176.84	-	-	-	-
Mr. Ravi Sharma	92.94	-	-	-	1.53
Mr. Jaikishan Premani	22.27	-	-	-	-
Mr. Aryaman Sahney	16.90	-	-	-	-
	1,133.00	**-**	**-**	**-**	**1.53**

E. Others

For the financial year 2025-26

Related Party	Parent (as per ownership or control)	Subsidiaries	Associates/Joint Ventures	Key Management	Relatives of Key Management personnel	Others	Total
Borrowings	-	-	-	-	-	-	-
Deposits	-	-	-	-	-	-	-
Placement of Deposits	-	-	-	-	-	-	-
Advances	-	-	-	-	-	-	-
Investments	-	-	-	-	-	-	-
Purchase of Fixed/Other Assets	-	-	-	-	-	-	-
Sale of Fixed/Other Assets	-	-	-	-	-	-	-
Interest Paid	-	-	-	-	-	-	-
Interest Received	-	-	-	-	-	-	-
Others	-	-	-	-	-	-	-

For the financial year 2024-25

Related Party	Parent (as per ownership or control)	Subsidiaries	Associates/Joint Ventures	Key Management	Relatives of Key Management personnel	Others	Total
Borrowings	-	-	-	-	-	-	-
Deposits	-	-	-	-	-	-	-
Placement of Deposits	-	-	-	-	-	-	-
Advances	-	-	-	-	-	-	-
Investments	-	-	-	-	-	-	-
Purchase of Fixed/Other Assets	-	-	-	-	-	-	-
Sale of Fixed/Other Assets	-	-	-	-	-	-	-
Interest Paid	-	-	-	-	-	-	-
Interest Received	-	-	-	-	-	-	-
Others	-	-	-	-	-	-	-

* Gratuity and ESOP valuation has been done at the company level not for the individual,

** As per the company policy there is no other long term and termination benefits to the employees.

All related party transactions are at Arm's lengths.

39 PROVISIONS AND CONTINGENCIES

	As at 31 March, 2026	As at 31 March, 2025
Break-up 'provision and contingencies' shown under the head Expenditure in statement of profit and loss		
a. Provision for depreciation on investment	-	-
b. Provision towards Non-Performing Asset ('NPA') (expected credit loss on stage 3 assets)	1,536.71	1,294.37
c. Provision made towards income tax (net of deferred tax including OCI)	5,668.63	6,349.34
d. Other provision and contingencies	525.29	331.40
e. Provision for standard assets (expected credit loss on Stage 1 and Stage 2 assets)	1,454.48	189.80
f. Impairment on Security receipts on ARC	2,226.88	-
	11,411.99	**8,164.92**

40 Reserve Bank of India (Non-Banking Financial Companies – FinancialStatements: Presentation and Disclosures) Directions, 2025 (Updated from time to time)

a. CAPITAL

Particulars	Numerator	Denominator	As at 31 March, 2026	As at 31 March, 2025	Variance
a. CRAR (%)	Adjusted Tier I and Tier II Capital	Risk weighted Assets	43.37%	47.15%	-3.78%
b. CRAR-Tier I Capital (%)	Adjusted Tier I Capital	Risk weighted Assets	43.02%	47.08%	-4.06%
c. CRAR-Tier II Capital (%)	Adjusted Tier II Capital	Risk weighted Assets	0.35%	0.07%	0.28%
d. Liquidity coverage ratio	Highly qualified Liquid assets	Net Cash outflow		(see note below)	
e. Amount of subordinated debt raised as Tier-II capital			-	-	0.00%
f. Amount raised by issue of Perpetual Debt Instruments			-	-	0.00%

Basis of ratios

	As at 31 March, 2026	As at 31 March, 2025
	Rs. /Lakhs	Rs. /Lakhs
a. Adjusted Tier I Capital	2,06,665.48	1,91,249.79
b. Adjusted Tier II Capital	1,670.27	271.29
c. Total Capital	2,08,335.76	1,91,521.08
d. Risk Weighted Assets	4,80,384.91	4,06,195.91
e. Highly qualified liquid assets	Not applicable	
f. Net cash outflow in next 30 calendar days	Not applicable	

Note:
In terms of the Reserve Bank of India (Non-Banking Financial Companies – Financial Statements: Presentation and Disclosures) Directions, 2025, the guidelines on Liquidity Coverage Ratio (LCR) are applicable only to specific categories of NBFCs, including non-deposit taking NBFCs with an asset size exceeding Rs. 5,00,000 lakhs. Since the Company does not meet the specified asset size criteria for LCR applicability, the framework and the corresponding disclosure provisions related to LCR are not applicable to the Company for the current reporting period.

b. INVESTMENTS

	As at 31 March, 2026	As at 31 March, 2025
	Rs. /Lakhs	Rs. /Lakhs
1. Value of Investments		
(i) Gross value of investments		
(a) In India	1,00,831.92	58,838.47
(b) Outside India	-	-
	1,00,831.92	**58,838.47**
(ii) Provisions for Depreciation		
(a) In India	2,226.88	-
(b) Outside India	-	-
	2,226.88	**-**
(iii) Net Value of Investments		
(a) In India	98,605.04	58,838.47
(b) Outside India	-	-
	98,605.04	**58,838.47**
2. Movement of provisions held towards depreciation on Investments		
(i) Opening Balance	-	-
(ii) Add: Provisions made during the year	2,226.88	-
(iii) Less: Write-off/ write-back of excess provisions during the year	-	-
(iv) Closing balance	2,226.88	-

c. DERIVATIVES

i Forward rate agreement / interest rate swap
During both the financial year 2025-26 and the financial year 2024-25, the Company did not enter into any transactions or have any exposure in forward rate agreements or interest rate swaps. Therefore, no disclosure is applicable in this regard.

ii Exchnage traded interest rate (IR) derivatives
During both the financial year 2025-26 and the financial year 2024-25, the Company did not enter into any transactions or have any exposure in exchange-traded interest rate (IR) derivatives. Therefore, no disclosure is applicable in this regard.

iii Disclosures on risk exposure in derivatives
During both the financial year 2025-26 and the financial year 2024-25, the Company did not enter into any transactions or have any exposure in derivatives. Therefore, the disclosures on risk exposure in derivatives - Qualitative & Quantitative Disclosure, are not applicable, and no disclosure is made in the financial statements.

d. ASSET LIABILITY MANAGEMENT MATURITY PATTERN OF ASSET AND LIABILITY

i. The disclosure of asset liability management maturity pattern as at 31 March, 2026 are as follows:

	1 to 7 days	8 to 14 days	15 days to 30 /31 days	Over 1 month upto 2 Month	Over 2 months upto 3 months	Over 3 month and up to 6 month	Over 6 Month and up to 1 year	Over 1 year and up to 3 years	Over 3 years and up to 5 years	Over 5 years	Total
	Rs. /Lakhs	Rs. /Lakhs	Rs. /Lakhs	Rs. /Lakhs	Rs. /Lakhs	Rs. /Lakhs	Rs. /Lakhs	Rs. /Lakhs	Rs. /Lakhs	Rs. /Lakhs	Rs. /Lakhs
Deposits	-	-	-	-	-	-	-	-	-	-	-
Advances	4,234.85	156.50	9,635.76	5,839.86	5,873.69	17,827.84	36,399.73	1,51,654.24	1,18,778.90	24,649.30	3,75,050.67
Investments	11,024.53	629.00	835.85	9,425.75	7,810.45	8,997.77	31,437.30	16,570.71	11,873.68	-	98,605.04
Borrowings	1,524.84	137.19	5,027.48	6,236.75	8,808.61	22,407.46	42,863.64	1,31,979.19	52,161.39	4,493.51	2,75,640.06
Foreign currency assets	-	-	-	-	-	-	-	-	-	-	-
Foreign currency liabilities	-	-	-	-	-	-	-	-	-	-	-

ii. The disclosure of asset liability management maturity pattern as at 31 March, 2025 are as follows:

	1 to 7 days	8 to 14 days	15 days to 30 /31 days	Over 1 month upto 2 Month	Over 2 months upto 3 months	Over 3 month and up to 6 month	Over 6 Month and up to 1 year	Over 1 year and up to 3 years	Over 3 years and up to 5 years	Over 5 years	Total
	Rs. /Lakhs	Rs. /Lakhs	Rs. /Lakhs	Rs. /Lakhs	Rs. /Lakhs	Rs. /Lakhs	Rs. /Lakhs	Rs. /Lakhs	Rs. /Lakhs	Rs. /Lakhs	Rs. /Lakhs
Deposits	-	-	-	-	-	-	-	-	-	-	-
Advances	3,126.71	199.27	8,798.30	5,018.66	5,041.74	15,257.13	31,029.57	1,31,081.84	1,16,283.95	27,129.70	3,42,966.87
Investments	11,844.76	2,494.20	-	10,680.61	2,941.82	2,999.11	23,368.18	-	4,509.78	-	58,838.47
Borrowings	1,485.50	152.45	2,909.35	4,608.86	6,708.37	16,880.15	33,975.34	1,16,338.40	48,253.95	4,022.72	2,35,335.09
Foreign Currency assets	-	-	-	-	-	-	-	-	-	-	-
Foreign Currency liabilities	-	-	-	-	-	-	-	-	-	-	-

Notes:
i. Advances as disclsoed above are net of ECL provisions.

e. EXPOSURE

i. Exposure to real estate sector

The company has exposure to real estate sector as on March 31, 2026 which is given herein below:

Particulars	As at 31 March, 2026	As at 31 March, 2025
	Rs. /Lakhs	Rs. /Lakhs
a. Direct exposure (fund and non fund based)		
i. Residential mortgages-		
Lending fully secured by mortgages on residential property that is or will be occupied by the borrower or that is rented.	29,796.05	28,164.76
ii. Commercial real estate-		
Lending fully secured by commercial real estates (Office buildings, retail space, multi-purpose commercial purpose commercial premises, multi family residential buildings, multi-tenanted commercial premises, industrial or warehouse space, hotels land acquisition, development and construction etc.).	-	-
iii. Investment is mortgage Backed Securities (MBS) and other securitized exposures-		
Residential	-	-
Commercial real estate	-	-
b. Indirect exposure (fund and non fund based)	-	-
Total exposure to real estate sector	**29,796.05**	**28,164.76**

*Note: MSME loans amounting to ₹3,52,149.30 Lakhs have been excluded from the 'Exposure to Real Estate Sector'disclosure.This is in accordance with the RBI clarification vide Circular DBOD.BP.BC.No.100/08.12.015/2010-11 dated May 10, 2011, which specifies that the decisive criterion for CRE classification is the dependence of repayment primarily on cash flows generated from real estate (sale or rental). In the said MSME loans, repayment is entirely dependent on business cash flows of the MSME borrowers and not on any real estate cash flows, notwithstanding that the security for such loans is real estate property.

ii. Exposure to capital market

Particulars		As at 31 March, 2026	As at 31 March, 2025
(i)	Direct investment in equity shares, convertible bonds, convertible debentures and units of equity-oriented mutual funds the corpus of which is not exclusively invested in corporate debt	-	-
(ii)	Advances against shares / bonds / debentures or other securities or on clean basis to individuals for investment in shares (including IPOs / ESOPs), convertible bonds,convertible debentures, and units of equity-oriented mutual funds	-	-
(iii)	Advances for any other purposes where shares or convertible bonds or convertible debentures or units of equity oriented mutual funds are taken as primary security	-	-
(iv)	Advances for any other purposes to the extent secured by the collateral security of shares or convertible bonds or convertible debentures or units of equity oriented mutual funds i.e. where the primary security other than shares / convertible bonds / convertible debentures / units of equity oriented mutual funds 'does not fully cover the advances	-	-
(v)	Secured and unsecured advances to stockbrokers and guarantees issued on behalf of stockbrokers and market makers	-	-
(vi)	Loans sanctioned to corporates against the security of shares / bonds / debentures or other securities or on clean basis for meeting promoter's contribution to the equity of new companies in anticipation of raising resources	-	-
(vii)	Bridge loans to companies against expected equity flows / issues	-	-
(viii)	Underwriting commitments taken up by the NBFCs in respect of primary issue of shares or convertible bonds or convertible debentures or units of equity oriented mutual fund	-	-
(ix)	Financing to stockbrokers for margin trading	-	-
(x)	All Exposure to the alternative investment funds: i) Categary I ii) Categary II iii) Categary III	-	-
Total Exposure to Capital Market		-	-

iii. Details of financing of parent company products

The Company does not have any parent company. As a result, no disclosures regarding such financing are made in the financial statements.

iv. Details of single borrower limit (SGL) / Group Borrower Limit (GBL) exceeded by the applicable NBFC

During the current year as well as the previous year, the Company has maintained compliance with the prudential exposure limits throughout the entire duration. Consequently, there is no requirement for disclosure in the notes to the accounts concerning any exposures where the applicable NBFC may have exceeded the prudential exposure limits. The determination of exposure limits has been conducted by considering the higher value between the sanctioned limit and the entire outstanding amount.

v. Unsecured advances

a. According to RBI regulations, it is mandatory to disclose unsecured advances in the financial statements. Unsecured advances refer to loans where the collateral provided, such as rights, licenses, authorizations, and similar assets for projects, including infrastructure projects, are not considered tangible security. Such advances must be classified as unsecured and disclosed accordingly.
However, the Company does not have any such unsecured advances where the rights, licenses, authorizations, and similar assets provided as collateral for projects, including infrastructure projects, are involved.
In addition, the Company has unsecured advances totaling Rs. 852.49 Lakhs (Previous year Rs. 698.45 Lakhs), which have been provided to Micro and small medium enterprises and employees of the Company. It should be noted that these advances do not fall within the aforementioned category of unsecured advances and therefore have separate considerations.

b. According to RBI regulations, it is a requirement to disclose the total amount of advances that have utilized intangible securities, such as charges over rights, licenses, authority, etc., as collateral. The estimated value of these intangible collaterals should also be disclosed. However, in the case of the Company, there have been no instances of financing unsecured loans that involve such intangible collateral. Therefore, there is no need to differentiate or provide separate disclosure for these loans as they do not exist within the Company's portfolio.

f. MISCELLANEOUS

i. The Company is engaged in lending activities as Non-Banking Finance Company (NBFC) regulated by the Reserve Bank of India ('RBI'). The Company had obtained its licence from Reserve Bank of India (RBI) to operate as Non deposit Accepting Non Banking Financial Company (NBFC-ND) on March 02, 2016 vide registration No. B.10.00236. 'The Company has not obtained registration from any other financial sector regulators apart from the Reserve Bank of India. As a result, no disclosure is required regarding registration with other regulators in the notes to the financial statements.

ii. During the financial year, the Company did not incur any expenses towards penalties imposed by the Reserve Bank of India or any other regulators. Therefore, there is no requirement to disclose any penalties information in the financial statements.

iii. The information regarding the related party transaction during the year is disclosed in Note 38 of the notes to the financial statements.

vi. The information regarding the credit ratings assigned by credit rating agencies and any changes or migration of ratings during the year is disclosed in Note 43 of the notes to the financial statements.

v. The information regarding the director remuneration during the year is disclosed in Note 38 and Note 42 of the notes to the financial statements.

vi. During the financial year, the Company did not record any prior period items and did not make any changes in accounting policies. As a result, there is no requirement for disclosure regarding such items in the financial statements.

vii. Apart from non-performing assets, the Company has not deferred revenue recognition due to uncertainty or any other circumstances.

g. Additional disclosure

i. The Company is registered as a non-deposit accepting NBFC, and as a result, it has not accepted any deposits. Therefore, there is no requirement for disclosure regarding deposits in the financial statements.

ii. Provisions and Contingencies: The information regarding provisions and contingencies is disclosed in Note 39 of the notes to the financial statements.

iii. During the current year, the Company has only transferred an amount from the Surplus in the statement of profit and loss to the Statutory Reserve Fund, as required under section 45-IC of the RBI Act, 1934. There have been no drawdowns from the reserve during the year.

			As at 31 March, 2026	As at 31 March, 2025
iv.	**CONCERNTRATION OF ADVANCES**			
	Total advance to twenty largest borrowers	Rs. /Lakhs	780.69	618.36
	Percentage of advances to twenty largest borrowers to total advances of the NBFC	%	0.21%	0.18%
v.	**CONCERNTRATION OF EXPOSURE**			
	Total exposure to twenty largest borrowers/customers	Rs. /Lakhs	780.69	618.36
	Percentage of exposure to twenty largest borrowers/customers to total exposure of the NBFC on borrowers/customers	%	0.21%	0.18%
vi.	**CONCERNTRATION OF NPA**			
	Total exposure to top four NPA account	Rs. /Lakhs	81.50	70.90

vii. **SECTOR WISE NPA'S (Stage 3)**

Sectors	Percentage of NPAs to Total Advances in that Sector		Percentage of NPAs to Total Advances in that Sector	
	As at 31 March, 2026		As at 31 March, 2025	
	Rs. /Lakhs	%	Rs. /Lakhs	%
Agriculture and allied activities	-	0.00%	-	0.00%
MSME	11,167.44	3.17%	7,462.17	2.34%
Corporate borrowers	-	0.00%	-	0.00%
Services	-	0.00%	-	0.00%
Unsecured personal loans	47.51	5.70%	5.12	0.77%
Auto loans	-	0.00%	-	0.00%
Other personal loans	-	0.00%	-	0.00%
Home Loan	1,106.52	3.71%	832.72	2.96%

viii **MOVEMENT OF NPA's (Stage 3)**

Sector			As at 31 March, 2026	As at 31 March, 2025
i.	Net NPA's to Net Advance %	%	1.96%	1.42%
ii.	Movement of NPAs (Gross)			
	a. Opening Balance		8,300.01	4,763.15
	b. Additions during the year		11,740.70	8,034.46
	c. Reductions during the year		(7,719.24)	(4,497.60)
	d. Closing Balance		12,321.47	8,300.01
iii.	Movement of Net NPAs			
	a. Opening Balance		4,861.50	2,619.02
	b. Additions during the year		7,002.41	4,705.78
	c. Reductions during the year		(4,517.64)	(2,463.30)
	d. Closing Balance		7,346.27	4,861.50
iv.	Movement of provision for NPAs (Excluding provision on standard assets)			
	a. Opening Balance		3,438.51	2,144.13
	b. Provision made during the year		4,738.29	3,328.68
	c. Write-off/Write back of excess provision		(3,201.60)	(2,034.29)
	d. Closing		4,975.20	3,438.51

ix The Company does not have any joint ventures and subsidiaries abroad during the year ended March 31, 2026 and March 31, 2025 and hence this disclosure is not applicable and preparation of Consolidated Financials Statements are not applicable.

x The Company does not have any Off-Balance sheet SPV's sponsored, which are required to be consolidated as per the accounting norms, during the financial year ended March 31, 2026 and March 31. 2025.

xi The Company does not have any off- Balance Sheet Exposure & structured products during the Financial year ended March 31, 2026 and March 31,2025.

xii The Company does not have any transaction related to the designated currency options exchanges recognised by SEBI, in accordance with the guidelines issued by SEBI.

xiii The Company does not have any transaction relating to currency future market, in accordance with the guidelines issued by SEBI.

h. Reserve Bank of India (Non-Banking Financial Companies – Financial Statements: Presentation and Disclosures) Directions, 2025 (as amended from time to time)

Details of Securitisation during the year Securitisation of Standard Assets :

Sl. No.	Particulars	As at 31 March, 2026	As at 31 March, 2025
1.	No of SPEs holding assets for securitisation transactions originated by the originator (only the SPVs relating to outstanding securitization exposures to be reported here)	5	5
2.	Total amount of securitised assets as per books of the SPEs	20,122.97	27,163.30
3.	Total amount of exposures retained by the originator to comply with MRR as on the date of balance sheet		
	a) Off-balance sheet exposures		
	• First loss	-	-
	• Others	-	-
	b) On-balance sheet exposures		
	• First loss	6,520.49	6,442.38
	• Others	-	-
4.	Amount of exposures to securitisation transactions other than MRR		
	a) Off-balance sheet exposures		
	i) Exposure to own securitisations	-	-
	• First loss	-	-
	• Others	-	-
	ii) Exposure to third party securitisations		
	• First loss	-	-
	• Others	-	-
	b) On-balance sheet exposures		
	i) Exposure to own securitisations		
	• First loss	-	-
	• Others	-	-
	ii) Exposure to third party securitisations		
	• First loss	-	-
	• Others	-	-
5.	Sale consideration received for the securitised assets and gain/loss on sale on account of securitisation	33,921.14	33,921.14
6.	Form and quantum (outstanding value) of services provided by way of, liquidity support, post-securitisation asset servicing, etc.	-	-
7.	Performance of facility provided.	-	-
	(a) Amount paid	-	-
	(b) Repayment received	-	-
	(c) Outstanding amount	6,520.49	6,442.38
8.	Average default rate of portfolios	-	-
9.	Amount and number of additional/top up loan given on same underlying asset.	-	-
10.	Investor complaints		
	(a) Directly/Indirectly received	-	-
	(b) Complaints outstanding	-	-

The securitised loans disclosed in the above note 40(h) do not qualify for derecongnition under IND-AS. Never the less, the information in the notes is presented to ensure compliance with the RBI disclosure requirement.

i Details of Stressed Loan transferred during the year:-

		For the year ended March 31, 2026 To asset reconstruction companies (ARC)		For the year ended March 31, 2025 To asset reconstruction companies (ARC)	
i) Sl. No.	Particulars	NPA	SMA	NPA	SMA
1.	No. of accounts	6029	-	2,489	-
2.	Aggregate principal outstanding of loans transferred	17,627.31	-	7,075.30	-
3.	Weighted average residual tenor of the loans transferred	less than 4 years	-	less than 4 years	-
4.	Net book value of loans transferred (at the time of transfer)	10,183.71	-	4,068.54	-
5.	Aggregate consideration	11,458.00	-	5,305.63	-
6.	Additional consideration realised in respect of accounts transferred in earlier years	-	-	-	-

ii) The Company has reversed excess provisions to the profit and loss account on account of sales of stress loan is 7,443.60 Lakhs for the year ended March 31, 2026 (March 31, 2025 ; Rs. 3,006.75/- Lakhs)

j) Details of rating of SRs outstanding :-

Rating	Rating Agency	Recovery Rating	As at March 31, 2026	As at March 31, 2025
IND RR2	India	75%-100%	4,509.78	-
CRISIL	Crisil	75%-100%	5,125.30	-
Unrated			4,465.48	4,509.78
Total			**14,100.56**	**4,509.78**

The rating for the SRs of gross value 4,465.48 lakhs (March 31, 2025: 4,509.78 lakhs) are unrated till approval of financial statement and rating will be obtained in due course of time as per RBI circular RBI/DOR/2024-25/116 DoR.FIN.REC.16/26.03.001/2024-25 dated April 24, 2024.

k. Sectoral exposure

Sectors	As at 31 March, 2026			As at 31 March, 2025		
	Total exposure (included on balance sheet and off-balance sheet exposure)	Gross NPAs	Percentage of Gross NPAs to Total exposure in that Sector	Total exposure (included on balance sheet and off-balance sheet	Gross NPAs	Percentage of Gross NPAs to Total exposure in that Sector
	Rs. /Lakhs	Rs. /Lakhs	Rs. /Lakhs	Rs. /Lakhs	Rs. /Lakhs	Rs. /Lakhs
Agriculture and allied activities						
Industry						
- Micro and small medium enterprise loans	3,52,162.53	11,167.44	3.17%	3,19,552.70	7,462.17	2.34%
- Corporate borrowers	-	-	-	-	-	-
Subtotal	**3,52,162.53**	**11,167.44**	**3.17%**	**3,19,552.70**	**7,462.17**	**2.34%**
Services						
Personal loans						
- Unsecured	833.87	47.51	5.70%	668.89	5.12	0.77%
Subtotal (b)	**833.87**	**47.51**	**5.70%**	**668.89**	**5.12**	**0.77%**
Others						
- Home Loan	29,796.05	1,106.52	3.71%	28,164.76	832.72	2.96%
Subtotal (c)	**29,796.05**	**1,106.52**	**3.71%**	**28,164.76**	**832.72**	**2.96%**
Total	**3,82,792.45**	**12,321.47**	**3.22%**	**3,48,386.35**	**8,300.01**	**2.38%**

l. Intra-group exposures

There is no intra-group exposures during the year 2025-26 (For the Year 2024-25 Nil).

m. Unhedged foreign currency exposure

The Company is required to disclose details of its unhedged foreign currency exposures. However, there were no outstanding foreign currency exposures at the year-end and in the previous year. The accounting policy for foreign currencies is disclosed in Note 1.7.1 - Foreign Currencies, and further details can be found in Note 33 - Risk Management - Objective and Policies.

The summary of expenditure in foreign currency are as follows:

	31 March, 2026	31 March, 2025
	Rs. /Lakhs	Rs. /Lakhs
Reimbursement of charges	-	-
Purchase of goods and services	-	-
	-	-

n. The Company did not generate any earnings in foreign currency during the reporting period.

o. During the year, the Company has not assigned any loan and have no exposure on the assingment of assets accordingly there is no disclosure made in the financial statements.

p. The disclosure of complaints is provided in Note 41 of the notes to the financial statements.

q. The Company does not have any exposure to gold loans, and it is not involved in gold auctions.

r. The Company have no loan account past due 90 days which is not treated as impaired.

s. The Company have not proposed and paid any dividend for the year 2025-26 (For the year 2024-25 Nil).

t. The Company have not any perpetual debt instrument as on 2025-26 (as on 2024-25 Nil).

u. The Company have not any entered in credit event trasanctions during the year 2025-26 (for the year 2024-25 Nil).

v. The securities of the Company's promotors have not been pledged during the year 2025-26 (for the year 2024-25 Nil).

w. The Company have not restructured any Advances during the year 2025-26 (for the year 2024-25 Nil).

x. Company is fully compliant with the provision of Companies Act, 2013, Regulations and directives issued by the Reserve Bank of India and all other applicable laws regarding the composition, role and functions of various committes, as well as the frequency of their meetings.Futhermore, the company ensure compliance with the coverage and review functions as mandate.

y. During the year the compay has not granted any loans to directors, Senior officers and their relatives and entities associated with directors and their relatives. (For the year 2024-25 Nil).

z. During the year the compay does not have any credit default swaps exposure. (For the year 2024-25 Nil).

41 Disclosure of complaints

41.1 Summary information on complaints received by the NBFCs from customers and from the Offices of Ombudsman

Sr. No		Particulars	31 March, 2026	31 March, 2025
	Complaints received by the NBFC from its customers			
1		Number of complaints pending at beginning of the year	1	-
2		Number of complaints received during the year	372	182
3		Number of complaints disposed during the year	373	181
	3.1	Of which, number of complaints rejected by the NBFC	151	76
4		Number of complaints pending at the end of the year	0	1
	Maintainable complaints received by the NBFC from Office of Ombudsman			
5		Number of maintainable complaints received by the NBFC from Office of Ombudsman	75	62
	5.1	Of 5, number of complaints resolved in favour of the NBFC by Office of Ombudsman	-	-
	5.2	Of 5, number of complaints resolved through conciliation/mediation/advisories issued by Office of Ombudsman	75	62
	5.3	Of 5, number of complaints resolved after passing of Awards by Office of Ombudsman against the NBFC	-	-
6		Number of Awards unimplemented within the stipulated time (other than those appealed)	-	-

41.2 Top five grounds of complaints received by the NBFCs from customers

31 March 2026					
Grounds of complaints, (i.e. complaints relating to)	Number of complaints pending at the beginning of the year	Number of complaints received during the year	% increase/ decrease in the number of complaints received over the previous year	Number of complaints pending at the end of the year	Of 5, number of complaints pending beyond 30 days
1	2	3	4	5	6
Ground - 1 Pre Payment Letter (PPL) Related	1	98	88.5%	-	-
Ground - 2 Loan/EMI Related	-	50	354.5%	-	-
Ground - 3 Interest and charges clarification	-	22	450.0%	-	-
Ground - 4 Staff behaviour	-	21	200.0%	-	-
Ground - 5 Deliverables Related	-	15	1400.0%	-	-
Others (includes invalid/duplicate complaints rejected by the Company)	-	166	82.4%	-	-
Total	1	**372**	**104.4%**	-	-

31 March 2025					
Ground - 1 Foreclosure (FC) Letter Related	-	52	20.9%	1	-
Ground - 2 Loan Documents/NOC Required	-	17	100.0%	-	-
Ground - 3 Loan/EMI Related	-	11	100.0%	-	-
Ground - 4 Staff behaviour	-	7	-12.5%	-	-
Ground - 5 Interest and charges clarification	-	4	-77.8%	-	-
Others (includes invalid/duplicate complaints rejected by the Company)		91	295.7%		
Total	**-**	**182**	**32.8%**	**1**	**-**

Note:- % increase/decrease in the number of complaints is arrived by comparing each ground of complaints with corresponding ground of complaints from the previous year.

Disclosure of Customer Complaints:-

a) No. of Complaints pending at the beginning of the year	1
b) No. of Complaints received during the year	372
c) No. of Complaints redressed during the year	373
d) No of Complaints pending at the end of the year	-

42 TRANSACTION WITH NON-EXECUTIVE DIRECTORS

(Rs. /Lakhs)

	Name of non-executive director	Transaction type	31 March 2026	31 March 2025
a.	Arjun Dan Ratnoo (Independent Director)	Fee for attending board & committee meetings	4.05	4.50
b.	Arjun Dan Ratnoo (Independent Director)	Commision	3.60	2.65
c.	Sathyan David (Independent Director)	Fee for attending board & committee meetings	2.70	3.90
d.	Sathyan David (Independent Director)	Commision	3.60	2.65
			13.95	**13.70**

43 DETAILS OF RATINGS ASSIGNED BY CREDIT RATING AGENCIES AND MIGRATION OF RATING DURING THE YEAR

Instrument	Rating agency	Date of rating assigned /reviewed	Rating valid upto	2025-26	2024-25
Bank Loan	ACUITE	17-Mar-25	15-Jun-26	ACUITE A+/Positive	ACUITE A+/Positive
Bank Loan	CARE	8-Sep-25	-	CARE A/Stable	CARE A/Stable
Bank Loan (Overdraft)	CARE	8-Sep-25	-	CARE A/Stable	CARE A/Stable
Pass Through Certificates	CARE	30-Jul-25	-	CARE AA+ (SO)	CARE AA+ (SO)
Pass Through Certificates	CARE	8-Aug-25	-	CARE AA+ (SO)	CARE AA+ (SO)
Pass Through Certificates	CARE	26-Jun-25	-	CARE AA+ (SO)	CARE AA+ (SO)
Pass Through Certificates	CARE	12-May-25	-	CARE AA+ (SO)	CARE AA+ (SO)
Pass Through Certificates	CARE	1-Dec-25	-	CARE AAA (SO)	Provisional CARE AAA (SO)

44 DETAILS OF IMPAIRMENT LOSS ALLOWANCE RESERVE

Details of impairment loss allowance reserve as at 31 March 2026: -

Asset Classification as per norms of the Reserve Bank	Asset classification as per Ind AS 109	Gross Carrying Amount as per Ind AS	Loss Allowance (Provisions) as required under Ind AS 109	Net Carrying Amount	Provisions required as per IRACP norms	Difference between IND AS 109 provisions and IRACP norms
1	2	3	4	(5)=(3)-(4)	6	(7)=(4)-(6)
		(Rs. /Lakhs)	(Rs. /Lakhs)	(Rs. /Lakhs)	(Rs. /Lakhs)	(Rs. /Lakhs)
Performing assets						
Standard	Stage 1	3.57.991.80	1.425.42	3.56.566.39	1.431.91	(6.50)
	Stage 2	12,479.18	1,341.16	11,138.02	49.92	1,291.25
Subtotal		**3.70.470.98**	**2.766.57**	**3.67.704.41**	**1.481.83**	**1.284.75**
Non-performing assets (NPA)						
Substandard (A)	Stage 3	11,894.64	4,804.33	7,090.31	1,189.46	3,614.86
Doubtful						
Up to 1 year	Stage 3	400.10	160.18	239.92	80.02	80.16
1 to 3 years	Stage 3	26.73	10.69	16.04	8.02	-
More than 3 years	Stage 3	-	-	-	-	-
Subtotal for doubtful (B)		**426.83**	**170.87**	**255.96**	**88.04**	**80.16**
Loss	Stage 3	-	-	-	-	-
Subtotal for NPA (C) = (A+B)		**12.321.47**	**4.975.20**	**7.346.27**	**1.277.50**	**3.695.03**
Other items such as guarantees, loan commitments, etc. which are in the scope of Ind AS 109 but not covered under current Income Recognition, Asset Classification and Provisioning (IRACP) norms	Stage 1	-	-	-	-	-
	Stage 2	-	-	-	-	-
	Stage 3	-	-	-	-	-
Subtotal (D)		-	-	-	-	-
Total (C - D)	Stage 1	**3.57.991.80**	**1.425.42**	**3.56.566.39**	**1.431.91**	**(6.50)**
	Stage 2	**12.479.18**	**1.341.16**	**11.138.02**	**49.92**	**1.291.25**
	Stage 3	**12.321.47**	**4.975.20**	**7.346.27**	**1.277.50**	**3.695.03**
Grand Total		**3.82.792.45**	**7.741.78**	**3.75.050.68**	**2.759.34**	**4.979.78**

*Loss allowances (Provision) as required under Ind AS 109 is greater than the provision required as per IRACP norms, hence the Company is not required to create impairment reserve.

FINOVA CAPITAL PRIVATE LIMITED
CIN- U65993RJ2015PTC048340
NOTES FORMING PART OF THE FINANCIAL STATEMENTS

Details of impairment loss allowance reserve as at 31 March 2025: -

Asset Classification as per RBI Norms	Asset classification as per Ind AS 109	Gross Carrying Amount	Provision for loss allowances as per Ind AS 109	Net Carrying Amount	Provisions required as per IRACP norms	Difference between IND AS 109 provisions and IRACP norms
1	2	3	4	(5)=(3)-(4)	6	(7)=(4)-(6)
		(Rs. /Lakhs)	(Rs. /Lakhs)	(Rs. /Lakhs)	(Rs. /Lakhs)	(Rs. /Lakhs)
Performing assets						
Standard	Stage 1	3.30.575.08	448.09	3.30.126.99	1.309.40	(861.30)
	Stage 2	8.842.37	863.99	7.978.39	35.73	828.26
Subtotal		**3.39.417.46**	**1.312.08**	**3.38.105.38**	**1.345.12**	**(33.04)**
Non-performing assets (NPA)						
Substandard (A)	Stage 3	8.132.51	3.369.42	4.763.09	1.221.90	2.147.52
Doubtful						
Up to 1 year	Stage 3	149.51	61.71	87.80	37.38	24.33
1 to 3 years	Stage 3	17.99	7.39	10.60	7.19	-
More than 3 years	Stage 3	-	-	-	-	-
Subtotal for doubtful (B)		**167.49**	**69.09**	**98.40**	**44.57**	**24.33**
Loss	Stage 3	-	-	-	-	-
Subtotal for NPA (C) = (A+B)		**8.300.01**	**3.438.51**	**4.861.49**	**1.266.47**	**2.171.85**
Other items such as guarantees, loan commitments, etc. which are in the scope of Ind AS 109 but not covered under current Income Recognition, Asset Classification and Provisioning (IRACP) norms	Stage 1	-	-	-	-	-
	Stage 2	-	-	-	-	-
	Stage 3	-	-	-	-	-
Subtotal (D)		-	-	-	-	-
Total (C - D)	Stage 1	**3.30.575.08**	**448.09**	**3.30.126.99**	**1.309.40**	**(861.30)**
	Stage 2	**8.842.37**	**863.99**	**7.978.39**	**35.73**	**828.26**
	Stage 3	**8.300.01**	**3.438.51**	**4.861.49**	**1.266.47**	**2.171.85**
Grand Total		**3.47.717.46**	**4.750.59**	**3.42.966.87**	**2.611.60**	**2.138.81**

*Loss allowances (Provision) as required under Ind AS 109 is greater than the provision required as per IRACP norms, hence the Company is not required to create impairment reserve.

45 Reserve Bank of India (Non-Banking Financial Companies – Financial Statements: Presentation and Disclosures) Directions, 2025 (as amended from time to time)

I. Schedule to the Balance Sheet

Rs./ Lakhs

S.No	Particulars		Amount Outstanding	Amount Overdue
		Liabilities side		
1		**Loans and advances availed by the NBFC inclusive of interest accrued thereon but not paid:**		
	a	Debentures : Secured	-	-
		Debentures : Unsecured	-	-
		(other than falling within the meaning of public deposits*)	-	-
	b	Deferred Credits	-	-
	c	Term Loans (Borrowing other than debt securities)	2,75,640.06	-
	d	Inter corporate loans and borrowings	-	-
	e	Commercial Paper	-	-
	f	Public Deposit	-	-
	g	Other loans (lease liability)	1,312.68	
2		**Break-up of (1)(f) above (Outstanding public deposits inclusive of interest accrued thereon but not paid)**		
	a	In the form of Unsecured debentures	-	-
	b	In the form of partly secured debentures i.e. debentures where there is a shortfall in the value of security	-	-
	c	Other public deposits	-	-

		Assets side	**Amount Outstanding**
3		**Break-up of Loans and Advances including bills receivables ***	
	a	Secured	3,74,225.66
	b	Unsecured	825.01
4		**Break up of Leased Assets and stock on hire and other assets counting**	-
	1	Lease assets including lease rentals under sundry debtors	
	(a)	Financial lease	-
	(b)	Operating lease	-
	2	Stock on hire including hire charges under sundry debtors	
	(a)	Assets on hire	-
	(b)	Repossessed Assets	-
	3	Other loans counting towards asset financing activities	
	(a)	Loans where assets have been repossessed	-
	(b)	Loans other than (a) above	-
5		**Break up of investments**	
		Current Investments	
	1	**Quoted**	
	(i)	Shares	-
		(A) Equity	-
		(B) Preference	-
	(ii)	Debentures and Bonds	28,540.94
	(iii)	Units of Mutual Funds	6,006.06
	(iv)	Government Securities	-
	(v)	Others (Please specify)	-
	2	**Unquoted**	
	(i)	Shares	
		(A) Equity	-
		(B) Preference	-
	(ii)	Debentures and Bonds	35,613.66
	(iii)	Units of Mutual Funds	-
	(iv)	Government Securities	-
	(v)	Others (Security Receipts to ARC)	-

	Assets side	Amount Outstanding
Long Term Investments		
1	**Quoted**	
(i)	Shares	
	(A) Equity	-
	(B) Preference	-
(ii)	Debentures and Bonds	7,972.75
(iii)	Units of Mutual Funds	-
(iv)	Government Securities	-
(v)	Others (Please specify)	-
2	**Unquoted**	
(i)	Shares	
	(A) Equity	-
	(B) Preference	-
(ii)	Debentures and Bonds	8,597.96
(iii)	Units of Mutual Funds	-
(iv)	Government Securities	-
(v)	Others - Units of Alternative Investment Fund & Security Receipts in Asset Reconstruction Company	11,873.68

6 Borrower group-wise classification of assets financed as in (3) and (4) above:

Category		Amount net of provision		
		Secured	Unsecured	Total
a	Subsidiaries	-	-	-
b	Companies in the same group	-	-	-
c	other related parties	-	-	-
Other than related parties		3,74,225.66	825.01	3,75,050.67
Total				

7 Investor group-wise classification of all investments (current and long term) in shares and securities (both quoted and unquoted)

Category		Market Value	Book value (net of provisions) #
Related Party			
a	Subsidiaries	-	-
b	Companies in the same group	-	-
c	Other related parties	-	-
Other than related parties		-	-
Total		**-**	**-**

8 Other information

Particulars		Amount
Gross Non Performing Assets		
a.	Related parties	-
b.	Other than related parties	12,321.47
Net Non Performing Assets		
a.	Related parties	-
b.	Other than related parties	7,346.27
Asset acquired in satisfaction of debt		-

* Net of impairment loss allowance
\# Book value is carrying value as per IND AS

46 Divergence in Asset Classification and Provisioning

i) There is no additional provisioning requirement assessed by Reserve bank of india which exceeds five percent of the reported profit before tax and impairment loss on financial instruments for the reference period, hence it is not applicable on the company.

ii) There is no additional Gross NPAs identified by RBI which exceeds five percent of the reported Gross NPAs for the reference period, hence it is not applicable on the company.

47 DETAILS IN RESPECT OF RESOLUTION FRAMEWORK FOR COVID-19 RELATED STRESS' AND 'MICRO, SMALL AND MEDIUM ENTERPRISES (MSME) SECTOR — RESTRUCTURING OF ADVANCES

The Company has restructured the accounts as per RBI circular circulars DBR.No.BP.BC.100/21.04.048/2017-18 dated February 07, 2018, DBR.No. BP.BC. 108/21.04.048/2017-18 dated June 6, 2018, circular DBR.No.BP.BC.18/21.04.048/2018-19 dated January 1, 2019, circular DOR.No.BP.BC.34/21.04.048/2019-20 dated February 11, 2020 and DOR.No.BP.BC/4/21.04.048/2020-21 dated August 06, 2020.

Disclosure made vide Notification RBI/2020-21/16 DOR.No.BP.BC/3/21.04.048/2020-21 dated August 06, 2020 pertaining to Resolution Framework for COVID-19 related Stress read with RBI/2021-22/31 DOR.STR.REC.11/21.04.048/2021-22 dated May 05, 2021 pertaining to Resolution Framework - 2.0

Type of Borrower	Exposure to accounts classified as standard consequent to implementation of resolution plan-position as at the end of the previous year (A)	Of (A) aggregate debt that slipped into NPA during the year	Of (A) amount written off during the year	Of (A) amount paid by the borrowers during the year	Exposure to accounts classified as standard consequent to implementation of resolution plan-position as at the end of this year
	(A)	(B)	(C)	(D)	(E)
Personal Loans	4.29	0.00	1.98	2.31	0.00
Business Loans	0.00	0.00	0.00	0.00	0.00
Small Business	0.00	0.00	0.00	0.00	0.00
Total	**4.29**	**0.00**	**1.98**	**2.31**	**0.00**

48 PUBLIC DISCLOSURE ON LIQUIDITY RISK

a. Funding concentration based on significant Counterparty as at 31 March, 2026

(Rs. /Lakhs)

i) Number of significant counterparts	Amount	% Of Total Deposit	% Of Total Liabilities
27	2,50,620.78	-	88.10%

Funding concentration based on significant Counterparty as at 31 March, 2025

(Rs. /Lakhs)

ii) Number of significant counterparts	Amount	% Of Total Deposit	% Of Total Liabilities
32	2,23,191.99	-	92.30%

b. Top 20 large deposits (amount in Rs lakhs and % of Total Deposits)

The company does not take the deposits hence - Nil.

c. Top 10 borrowings

Particulars	31 March, 2026	31 March, 2025
	(Rs. /Lakhs)	(Rs. /Lakhs)
Total Value of top 10 Borrowings	1,64,198.28	1,26,827.48
% of Total Borrowings	59.57%	53.89%

d. Funding concentration based on significant Instrument/Product

Particulars		31 March 2026		31 March 2025	
		Amount	% Of Total Liabilities	Amount	% Of Total Liabilities
		(Rs. /Lakhs)		(Rs. /Lakhs)	
a.	Term Loans	2,60,805.02	91.67%	2,12,643.44	87.93%
b.	Overdraft credit from bank	433.72	0.15%	-	0.00%
c.	Borrowings under securitisation (secured)	14,401.32	5.06%	22,691.65	9.38%
		2,75,640.06	**96.88%**	**2,35,335.09**	**97.31%**

e. Stock ratios

Name of the Instrument/Product		%
i.	a. Commercial Papers as a % of Total Public Funds	NIL
	b. Commercial Papers as a % of Total Liabilities	NIL
	c. Commercial Papers as a % of Total Assets	NIL
ii.	a. Non-Convertible Debentures (original maturity of less than one year) as a % of Total Public Funds	NIL
	b. Non-Convertible Debentures (original maturity of less than one year) as a % of Total Liabilities	NIL
	c. Non-Convertible Debentures (original maturity of less than one year) as a % of Total Assets	NIL
iii.	a. Other Short-Term Liabilities as a % of Total Public Funds	NIL
	b. Other Short-Term Liabilities as a % of Total Liabilities	32.96%
	c. Other Short-Term Liabilities as a % of Total Assets	18.92%

f. Institutional set-up for liquidity risk management

The Board has the overall responsibility for management of liquidity risk. The Board decides the strategy, policies and procedures to manage liquidity risk in accordance with the liquidity risk tolerance/limits approved by it. The Asset Liability Management Committee (ALCO) is responsible for ensuring adherence to the risk tolerance/limits set by the Board as well as implementing the liquidity risk management strategy. The role of the ALCO with respect to liquidity risk includes, inter alia, decision on desired maturity profile and mix of incremental assets and liabilities, responsibilities and controls for managing liquidity risk, and overseeing the liquidity positions at an entity level.

49 OPERATING SEGMENTS

The Company is engaged in the business segment of Financing, whose operating results are regularly reviewed by the entity's chief operating decision maker to make decisions about resources to be allocated and to assess its performance, and for which discrete financial information is available. Further other business segments do not exceed the quantitative thresholds as defined by the Ind AS 108 on "Operating Segment". There are no individual customer contributing more than 10% of Company's total revenue. Hence, there are no separate reportable segments, as required by the Ind AS 108 on "Operating Segment".

The Company operates in single segments only. There are no operations outside India and hence there is no external revenue or assets which require disclosure

50 The Code on Social Security, 2020

Effective November 21, 2025, the Government of India consolidated 29 existing labour regulations into four Labour codes, namely, The Code on Wages, 2019, The Industrial Relations Code, 2020, The Code on Social Security, 2020 and the Occupational Safety, Health and Working Conditions Code, 2020, collectively referred to as the 'New Labour Codes'. The New Labour Codes has resulted in a one-time material increase in provision for employee benefits on account of recognition of past service costs. Based on the requirements as per the of New Labour Codes and relevant Accounting Standard, the Company has assessed and accounted the estimated incremental impact in the statement of profit and loss for the year ended March 31, 2026 amounting to Rs 125.75 Lakhs. Upon notification of the related Rules to the New Labour Codes by the Government and any further clarification from the Government on other aspects of the New Labour Codes, the Company will evaluate and account for additional impact if any, determined in subsequent periods.

51 The Reserve Bank of India (Non-Banking Financial Companies – Registration, Exemptions and Framework for Scale Based Regulation) Directions, 2025 (Notification No. RBI/DOR/2025-26/339 DOR.FIN.REC.No.258/03.10.119/2025-26) provides for regulatory structure under Scale Based Regulation (SBR) which categorizes NBFCs into NBFCs-Base Layer (NBFCs-BL), NBFCs-Middle Layer (NBFCs-ML) and NBFCs Upper Layer (NBFCs-UL).

Under the provisions of aforesaid Master Direction, the Company has been classified as a 'Middle Layer' NBFC (NBFC-ML).

52 The disclosures in respect of fraud as per the Master Direction Reserve Bank of India (Fraud Risk Management in NBFCs) Directions, 2024 dated July 15, 2024.

(a) There are two cases during the financial year ended March 31, 2026 (March 31, 2025 - Nil)

i) Fraud as per the Master Directions on Fraud Risk Management in Non-Banking Financial Companies (NBFCs) ,2024 for Financial Year 2025-26

Particulars	Less than INR 1 Lakhs		More than INR 1 Lakhs less than 25 Lakhs		Above INR 25 Lakh		Total	
	Number of instances	Rs. /Lakhs	Number of instanc	Rs. /Lakhs	Number of instances	Rs. /Lakhs	Number of instances	Rs. /Lakhs
Person Involved:								
Staff	-	-	2	21.39	-	-	2	21.39
Outsiders	-	-			-	-		
Total	-	-	**2**	**21.39**	-	-	**2**	**21.39**
Type of Fraud:								
Cash Mishanc	-	-	2	21.39			2	21.39
Others	-	-						
Total	-	-	**2**	**21.39**	-	-	**2**	**21.39**

ii) Fraud as per the Master Directions on Fraud Risk Management in Non-Banking Financial Companies (NBFCs) ,2024 for Financial Year 2024-25

Particulars	Less than INR 1 Lakhs		More than INR 1 Lakhs less than		Above INR 25 Lakh		Total	
	Number of instances	Rs. /Lakhs	Number of instanc	Rs. /Lakhs	Number of instances	Rs. /Lakhs	Number of instances	Rs. /Lakhs
Person Involved:								
Staff	-	-	-	-	-	-	-	-
Outsiders	-	-			-	-		
Total	-	-	**-**	**-**	-	-	**0**	**0.00**
Type of Fraud:								
Cash Mishanc	-	-	-	-			-	-
Others	-	-						
Total	-	-	**-**	**-**	-	-	**0**	**0.00**

53 Disclosure on significant ratios:

Particulars	Numerator	Denominator	As at 31 March 2026	As at 31 March 2025	Variance (%)	Reason for increase >25%
Debt-Equity Ratio	[(Debt securities+ Borrowings (other than Debt Securities)]	Total equity	1.31	1.21	7.89%	Not Applicable
Net profit margin	Net profit after tax	Total revenue from operations	17.98%	24.28%	-25.95%	Due to increase Expected Credit Loss
Total debts to total assets	[(Debt securities+ Borrowings (other than Debt Securities)]	Total assets	55.62%	53.95%	3.11%	Not Applicable
Gross Non-Performing Assets	Gross Stage III loans EAD	Gross total loans EAD	3.22%	2.39%	34.85%*	
Net Non-Performing Assets	(Gross Stage III loans EAD - Impairment loss allowance for Stage III)	(Gross total loans EAD-Impairment loss allowance for Stage III)	1.94%	1.41%	37.70%*	
Asset cover ratio (no. of times)	Amount of secured assets	Secured debt	1.39	1.47	-6.03%	Not Applicable
Provision coverage ratio (%)	Impairment loss allowance for Stage III	Gross Stage III loans EAD	40.38%	41.43%	-2.53%	Not Applicable

Basis of ratios	Year ended 31 March 2026	Ratio	Year ended 31 March 2025	Ratio
a. Debt-Equity Ratio				
Total debt	2,75,640.06	1.31	2,35,335.09	1.21
Total equity (Equity share capital+ other equity)	2,11,087.33		1,94,436.33	
b. Net profit margin				
Net profit after tax (total comprehensive income)	16,566.77	17.98%	18,509.10	24.28%
Total revenue from operations	92,141.95		76,226.85	
c. Total debts to total assets				
Debt securities+ Borrowings (other than lease liabilities)	2,75,640.06	55.62%	2,35,335.09	53.95%
Total assets	4,95,570.31		4,36,245.45	
d. Gross Non-Performing Asset				
Gross Stage III loans EAD	12,321.47	3.22%	8,300.01	2.39%
Gross total loans EAD	3,82,792.45		3,47,717.46	
e. Net Non-Performing Assets				
(Gross Stage III loans EAD - Impairment loss allowance for Stage III)	7,346.27	1.94%	4,861.50	1.41%
(Gross total loans EAD-Impairment loss allowance for Stage III)	3,77,817.26		3,44,278.95	
f. Asset cover ratio (no. of times)				
Amount of secured assets	3,81,939.96	1.39	3,47,019.01	1.47
Secured debt	2,75,640.06		2,35,335.09	
g. Provision coverage ratio (%)				
Impairment loss allowance for Stage III	4,975.20	40.38%	3,438.51	41.43%
Gross Stage III loans EAD	12,321.47		8,300.01	

* Due to Economic crises and micronomic headwinds.

54 **Other Statutory Information :**

i) The Company does not have any Benami property, where any proceeding has been initiated or pending against the Group for holding any Benami property.

ii) The Company has not traded or invested in Crypto currency or Virtual Currency during the financial year.

iii) The Company borrows funds from various Banks and financial institutions for the purpose of onward lending to end customers as per the terms of such borrowings. These transactions are part of the Company's normal lending activities,which is conducted after exercising proper due diligenceincluding adherence to the terms of credit policies and other relevant guidelines.Other than the nature of transactions described above.

i) No funds have been advanced or loans or invested by the Company to or in any other person(s) or entity(ies) ("intermediaries") with the understanding that the Intermediary shall lend or invest in party identified by or on behalf of the Company ("Ultimate beneficiaries") or provide any guarantee, security or the like on behalf of the Ultimate Beneficiaries.

ii)The Company has not received any fund from any party(s) (Funding Party) with the understanding that the Company shall whether, directly or indirectly lend or invest in other persons or entities identified by or on behalf of the Company ("Ultimate beneficiaries") or provide any guarantee, security or the like on behalf of the Ultimate Beneficiaries

iv) The Company does not have any such transaction which is not recorded in the books of accounts that has been surrendered or disclosed as income during the year in the tax assessments under the Income Tax Act, 1961 (such as, search or survey or any other relevant provisions of the Income Tax Act, 1961

55 Events after the reporting period

There are no significant events or matters occurring after the balance sheet date that require disclosure in the financial statements

56 The figures for the previous year have been regrouped and rearranged to align with the current year's classification.

The accompanying notes are forming part of financial statements

In terms of our report attached
For T R Chadha & Co LLP
Chartered Accountants
Firm's Registration No. 006711N/500028

Sd/
Aashish Gupta
Partner
Membership No. 097343
Place: Jaipur
Date : 30 April, 2026

For and on behalf of Board of Directors of
FINOVA CAPITAL PRIVATE LIMITED

Sd/
Mohit Sahney
Managing Director & CEO
DIN: 07280918
Place: Jaipur
Date : 30 April, 2026

Sd/
Sunita Sahney
Executive Director
DIN: 02395354
Place: Jaipur
Date : 30 April, 2026

Sd/
Ravi Sharma
Chief Financial Officer

Place: Jaipur
Date : 30 April, 2026

Sd/
Jaikishan Premani
Company Secretary
M. No: A42043
Place: Jaipur
Date : 30 April, 2026